


CAD Events By Organization



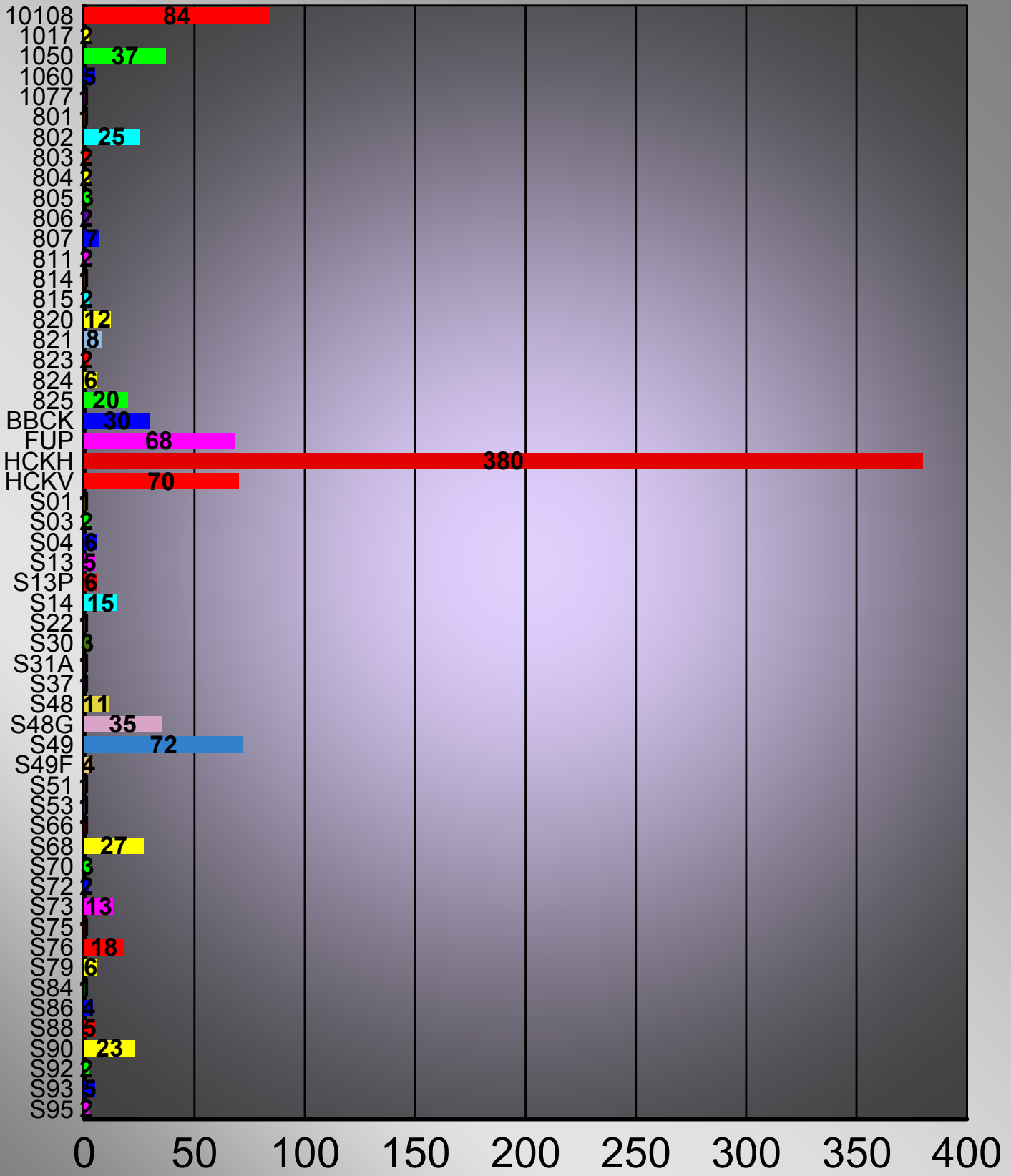
05/10/2012

CAD Calls For Service By Organization

Police

1050

CAD Events By Type



CAD Calls For Service By Type

From: 04/01/2012 to 04/30/2012 for

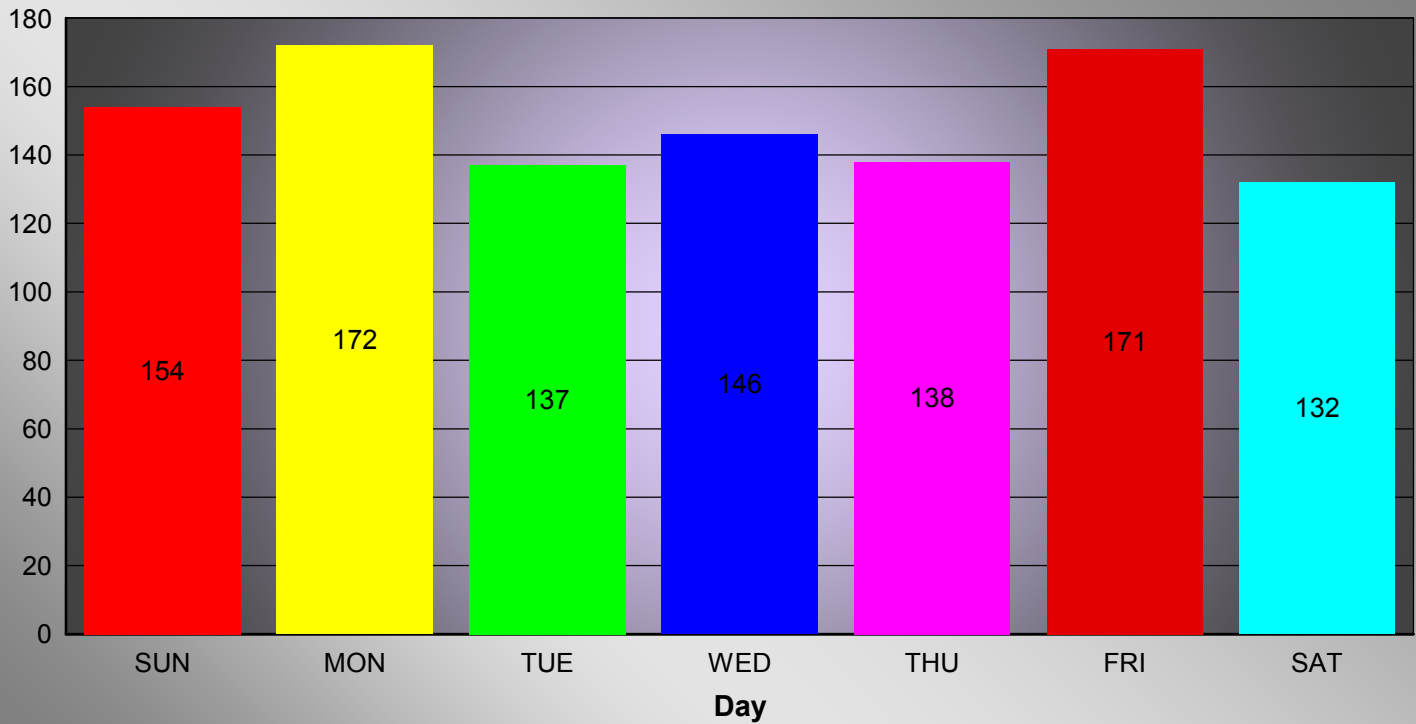
Department	Signal	Description	Number of Calls
POLICE	10108	ON FOOT W/ PORTABLE	84
POLICE	1017	INVESTIGATE/FOLLOW UP	2
POLICE	1050	TRAFFIC STOP	37
POLICE	1060	ASSIST TO MOTORIST	5
POLICE	1077	COURT	1
POLICE	801	VTC PERMITS (BUILDING)	1
POLICE	802	VTC T.H. REGISTRATION	25
POLICE	803	VTC OVERGROWN LOT	2
POLICE	804	VTC SIGNS (ALL)	2
POLICE	805	VTC SOLICIT W/O PERMIT (DOOR TO DOOR)	3
POLICE	806	VTC WORKING WHEN NOT PERMITTED	2
POLICE	807	VTC TRASH/GARBAGE	7
POLICE	811	VTC TRAILERS	2
POLICE	814	VTC OVERNIGHT PARKING ON STREET	1
POLICE	815	PARKING ON VACANT LOT	2
POLICE	820	VTC ANIMALS ON BEACH	12
POLICE	821	VTC DOGS AT LARGE	8
POLICE	823	VTC CONSTRUCTION SITE	2
POLICE	824	VTC ALL OTHER	6
POLICE	825	VTC WATER VIOLATION	20
POLICE	BBCK	BRINY BREEZES BUILDING CHECK	30
POLICE	FUP	FOLLOW-UP	68
POLICE	HCKH	HOUSE CHECK HAND	380
POLICE	HCKV	HOUSE CHECK VISUAL	70
POLICE	S01	DRUNK DRIVER	1
POLICE	S03	HIT AND RUN ACCIDENT	2
POLICE	S04	AUTO ACCIDENT	6
POLICE	S13	SUSPICIOUS VEHICLE	5
POLICE	S13P	SUSPICIOUS PERSON	6
POLICE	S14	INFORMATION	15
POLICE	S22	DISTURBANCE	1
POLICE	S30	THEFT	3
POLICE	S31A	AGGRAVATED BATTERY	1
POLICE	S37	JUVENILE TROUBLE	1
POLICE	S48	OPEN DOOR	11
POLICE	S48G	OPEN GARAGE DOOR	35
POLICE	S49	ALARM	72
POLICE	S49F	FIRE ALARM	4
POLICE	S51	TRESPASS	1
POLICE	S53	EMBEZZLEMENT/FRAUD	1
POLICE	S66	CIVIL MATTER	1
POLICE	S68	POLICE SERVICE CALL	27
POLICE	S70	ANIMAL COMPLAINT	3
POLICE	S72	LOST/FOUND PROPERTY	2
POLICE	S73	MEDICAL CALL	13

CAD Calls For Service By Type

From: 04/01/2012 to 04/30/2012 for

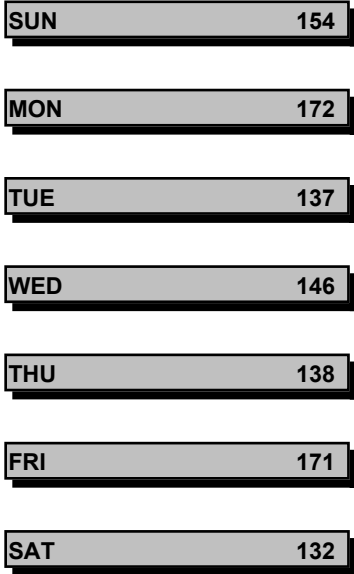
Department	Signal	Description	Number of Calls
POLICE	S75	ILLEGAL DUMPING	1
POLICE	S76	AOD	18
POLICE	S79	SUSPICIOUS INCIDENT/911 PRANK CALL	6
POLICE	S84	WELFARE CHECK	1
POLICE	S86	LOUD NOISE/MUSIC	4
POLICE	S88	FLORIDA POWER LIGHT ASSIST	5
POLICE	S90	ILLEGAL PARKING	23
POLICE	S92	TRAFFIC LIGHT PROBLEMS	2
POLICE	S93	STREET OR TRAFFIC SIGNS	5
POLICE	S95	TRAFFIC INCIDENT	2

CAD Calls For Service By Day

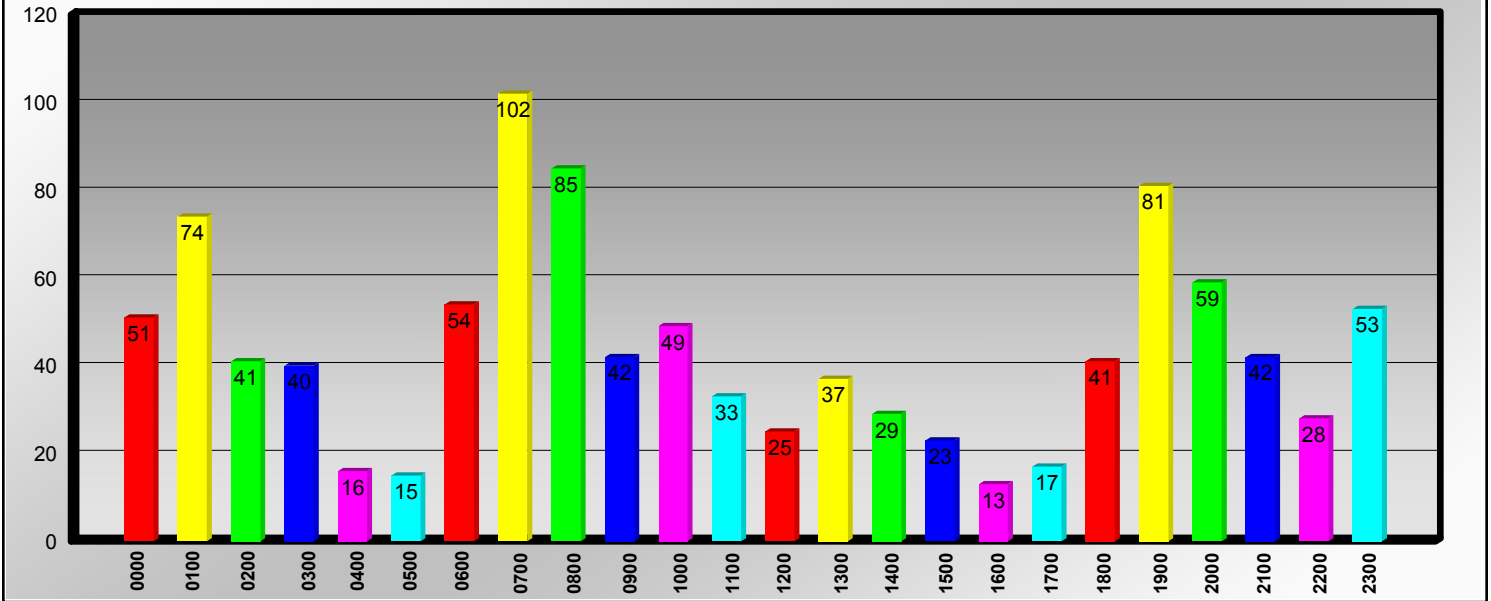


05/10/2012

CAD Calls For Service By Day



Call for Service By Hour



05/10/2012

CAD Calls For Service By Hour SQL

Hour: 0000 Number of Calls: 51

Hour: 0100 Number of Calls: 74

Hour: 0200 Number of Calls: 41

Hour: 0300 Number of Calls: 40

Hour: 0400 Number of Calls: 16

Hour: 0500 Number of Calls: 15

Hour: 0600 Number of Calls: 54

Hour: 0700 Number of Calls: 102

Hour: 0800 Number of Calls: 85

Hour: 0900 Number of Calls: 42

Hour: 1000 Number of Calls: 49

Hour: 1100 Number of Calls: 33

Hour: 1200 Number of Calls: 25

Hour: 1300 Number of Calls: 37

Hour: 1400 Number of Calls: 29

Hour: 1500 Number of Calls: 23

CAD Calls For Service By Hour SQL

Hour: 1600 Number of Calls: 13

Hour: 1700 Number of Calls: 17

Hour: 1800 Number of Calls: 41

Hour: 1900 Number of Calls: 81

Hour: 2000 Number of Calls: 59

Hour: 2100 Number of Calls: 42

Hour: 2200 Number of Calls: 28

Hour: 2300 Number of Calls: 53

	A	B	C	D	E	F
1	Type	Total	Days - Sgt. Wohlfiel	Days - Sgt. McAllister	Nights - Sgt. Eubanks	Nights -Sgt. Hallahan
2						
3	<u>Traffic</u>					
4	<u>Citations</u>	22	2	9	3	8
5	Written Warnings	22	3	5	3	11
6	Parking Tickets	25	7	7	8	3
7						
8	<u>Arrests:</u>					
9	S19 Felony	2	2	0	0	0
10	S18 Misdemeanor	0	0	0	0	0
11						
12						
13	Telephone Calls Handled by Dispatch:					
14	<u>April 2012</u>		<u>Year to Date</u>			
15	9-1-1	74	285			
16	Incoming/Non-Emergency	712	3083			
17	Outgoing/Non-Emergency	356	1478			
18	PBX (Internal Town Hall)	425	1892			
19	Total:	1567	6738			

**Town of Briny Breezes
Monthly Activity Report -April 2012**

Type	Total	Days- Sgt. Wohlfiel	Days- Sgt. McAllister	Nights- Sgt. Eubanks	Nights-Sgt. Hallahan
04- Auto Accident	1		1		
13P - Suspicious Person	3	1		1	1
14- Information	3		2	1	
22- Disturbance	1	1			
48-Open Door	2				2
49 - Alarm	2	1	1		
73- Medical Call	3		1	1	1
76 - Assist other Department	3			2	1
86- Loud Noise/Music	1		1		
88-FPL Assist	1			1	
90 - Illegal Parking	4	2	2		
92 - Traffic Light Problems	2	1			1
95 - Traffic Incident	1		1		
10-108 Foot Patrol	6	1	5		
BBCK Briny Business Checks	30			14	16
FUP - Follow Up	2	1			1
Total Calls for Service	65	8	14	20	23
OTHER ACTIVITY					
<u>Traffic</u>					
Citations	0	0	0	0	0
Written Warnings	0	0	0	0	0
Parking Tickets	1	1	0	0	0

Boynton Beach Fire Rescue

Incident List by Street Address

Alarm Date Between {04/01/2012} And {04/30/2012}
and District In "5 " ,"6 "

Incident-Exp#	Alm Date	Alm Time	Location	Incident Type
12-004025-000	04/28/2012	18:25:59	7 BAMBOO DR	550 Public service assistance, O
12-003972-000	04/27/2012	05:28:36	15 HARBOUR DR N	321 EMS call, excluding vehicle
12-003772-000	04/20/2012	21:09:43	133 ISLAND DR	321 EMS call, excluding vehicle
12-003339-000	04/06/2012	12:02:19	5500 N OCEAN BLVD	324 Motor Vehicle Accident with
12-003246-000	04/03/2012	18:22:44	5510 N OCEAN BLVD	321 EMS call, excluding vehicle
12-003260-000	04/04/2012	10:02:57	5530 N OCEAN BLVD	600 Good intent call, Other
12-003507-000	04/12/2012	11:29:00	5540 N OCEAN BLVD /208	321 EMS call, excluding vehicle
12-003964-000	04/26/2012	21:19:18	5586 N OCEAN BLVD	321 EMS call, excluding vehicle
12-003813-000	04/22/2012	01:27:26	6665 N OCEAN BLVD	611 Dispatched & cancelled en ro
12-003236-000	04/03/2012	12:19:28	6885 N OCEAN BLVD	743 Smoke detector activation, n
12-003437-000	04/09/2012	20:13:24	6885 N OCEAN BLVD /C	321 EMS call, excluding vehicle
12-003161-000	04/01/2012	15:10:22	36 OCEANVIEW DR	321 EMS call, excluding vehicle
12-003916-000	04/25/2012	06:55:50	5000 OLD OCEAN BLVD	700 False alarm or false call, O
12-003389-000	04/08/2012	03:41:11	5700 OLD OCEAN BLVD /R	321 EMS call, excluding vehicle
12-003770-000	04/20/2012	20:46:14	6110 RIDGE LN	321 EMS call, excluding vehicle
12-003502-000	04/12/2012	10:04:43	16 RUTHMARY AVE /F	321 EMS call, excluding vehicle
12-003231-000	04/03/2012	10:58:02	212 SOUTH HERON DR /O	321 EMS call, excluding vehicle
12-003511-000	04/12/2012	11:53:09	N OCEAN BLVD & ISLAND DR	321 EMS call, excluding vehicle
12-003959-000	04/26/2012	17:17:59	N OCEAN BLVD & OCEANVIEW	322 Motor vehicle accident with

Total Incident Count 19

Boynton Beach Fire Rescue

OR Average Elapsed Time by District/Inc. Type

**Alarm Date Between {04/01/2012} And {04/30/2012}
and District In "5 " "6 "**

5

Incident	Alarm Date & Time		Arrival Date & Time		Stn	Shift	Elapsed Time
	Disp. Rcvd Date & Time		Address				
321 EMS call, excluding vehicle accident with injury							
12-003161	04/01/2012	15:10:22	04/01/2012	15:16:14	4	B	00:06:21
	04/01/2012	15:09:53	36 OCEANVIEW DR				
12-003231	04/03/2012	10:58:02	04/03/2012	11:02:50	4	A	00:06:34
	04/03/2012	10:56:16	212 SOUTH HERON DR /O				
12-003246	04/03/2012	18:22:44	04/03/2012	18:28:11	4	A	00:06:44
	04/03/2012	18:21:27	5510 N OCEAN BLVD				
12-003502	04/12/2012	10:04:43	04/12/2012	10:10:42	4	A	00:08:28
	04/12/2012	10:02:14	16 RUTHMARY AVE /F				
12-003507	04/12/2012	11:29:00	04/12/2012	11:35:28	4	A	00:08:39
	04/12/2012	11:26:49	5540 N OCEAN BLVD /208				
12-003964	04/26/2012	21:19:18	04/26/2012	21:27:39	4	C	00:10:06
	04/26/2012	21:17:33	5586 N OCEAN BLVD				
Average Elapsed Time for District/Incident Type							7.81
322 Motor vehicle accident with injuries							
12-003959	04/26/2012	17:17:59	04/26/2012	17:19:55	4	C	00:02:47
	04/26/2012	17:17:08	N OCEAN BLVD & OCEANVIEW DR				
Average Elapsed Time for District/Incident Type							2.78
324 Motor Vehicle Accident with no injuries							
12-003339	04/06/2012	12:02:19	04/06/2012	12:08:05	4	A	00:07:37
	04/06/2012	12:00:28	5500 N OCEAN BLVD				
Average Elapsed Time for District/Incident Type							7.62
550 Public service assistance, Other							
12-004025	04/28/2012	18:25:59	04/28/2012	18:31:38	4	B	00:07:41
	04/28/2012	18:23:57	7 BAMBOO DR				
Average Elapsed Time for District/Incident Type							7.68
600 Good intent call, Other							
12-003260	04/04/2012	10:02:57	04/04/2012	10:11:18	4	B	00:10:44
	04/04/2012	10:00:34	5530 N OCEAN BLVD				
Average Elapsed Time for District/Incident Type							10.73
700 False alarm or false call, Other							
12-003916	04/25/2012	06:55:50	04/25/2012	07:02:01	4	A	00:07:37
	04/25/2012	06:54:24	5000 OLD OCEAN BLVD				
Average Elapsed Time for District/Incident Type							7.62

Boynton Beach Fire Rescue

OR Average Elapsed Time by District/Inc. Type

**Alarm Date Between {04/01/2012} And {04/30/2012}
and District In "5 " "6 "**

Overall Average Elapsed Time for District in Decimal Minutes 7.57

6

Incident	Alarm Date & Time	Arrival Date & Time	Stn	Shift	Elapsed Time
	Disp. Rcvd Date & Time	Address			
321 EMS call, excluding vehicle accident with injury					
12-003389	04/08/2012 03:41:11	04/08/2012 03:49:49	4	B	00:10:05
	04/08/2012 03:39:44	5700 OLD OCEAN BLVD /R			
12-003437	04/09/2012 20:13:24	04/09/2012 20:19:58	1	A	00:07:13
	04/09/2012 20:12:45	6885 N OCEAN BLVD /C			
12-003511	04/12/2012 11:53:09	04/12/2012 12:04:22	5	A	00:12:09
	04/12/2012 11:52:13	N OCEAN BLVD & ISLAND DR			
12-003770	04/20/2012 20:46:14	04/20/2012 20:58:21	1	C	00:12:58
	04/20/2012 20:45:23	6110 RIDGE LN			
12-003772	04/20/2012 21:09:43	04/20/2012 21:15:23	1	C	00:07:10
	04/20/2012 21:08:13	133 ISLAND DR			
12-003972	04/27/2012 05:28:36	04/27/2012 05:32:39	1	C	00:05:03
	04/27/2012 05:27:36	15 HARBOUR DR N			
Average Elapsed Time for District/Incident Type					9.11
743 Smoke detector activation, no fire - unintentional					
12-003236	04/03/2012 12:19:28	04/03/2012 12:26:44	1	A	00:08:51
	04/03/2012 12:17:53	6885 N OCEAN BLVD			
Average Elapsed Time for District/Incident Type					8.85

Overall Average Elapsed Time for District in Decimal Minutes 9.07

Total Incident Count:18

Overall Average Elapsed Time, Decimal Minutes: 8.15

Boynton Beach Fire Rescue

OR List Times by Unit

Alarm Date Between {04/01/2012} And {04/30/2012}
and District In "5 " ,"6 "

Incident	Date	Response Code	Disp Notif Time	Unit Notif Time	Rollout Time	Arrival Time	Fire	EMS
BC Battalion Chief								
12-003959	04/26/2012	C Cancelled	17:17:08	17:20:01	17:20:05	17:20:05		

Subtotal Responses: 1

E1 Engine 1

12-003389	04/08/2012	1 Emergency	03:39:44	03:41:11	03:43:50	03:49:49		X
12-003813	04/22/2012	1 Emergency	01:26:16	01:27:26	01:29:13	: :		
12-003972	04/27/2012	1 Emergency	05:27:36	05:28:36	05:31:11	05:37:39		X

Subtotal Responses: 3

E4 Engine 4

12-003246	04/03/2012	1 Emergency	18:21:27	18:22:44	18:24:25	18:28:11		X
12-003339	04/06/2012	1 Emergency	12:00:28	12:02:19	12:05:03	12:08:07		X
12-003502	04/12/2012	1 Emergency	10:02:14	10:04:43	10:10:40	10:10:42		X
12-003507	04/12/2012	1 Emergency	11:26:49	11:29:00	11:30:24	11:35:28		X
12-003916	04/25/2012	1 Emergency	06:54:24	06:55:50	06:57:24	07:02:01		
12-003959	04/26/2012	1 Emergency	17:17:08	17:17:59	17:19:12	17:24:31		X

Subtotal Responses: 6

R4 Rescue 4

12-003161	04/01/2012	1 Emergency	15:09:53	15:10:22	15:12:02	15:16:14		X
12-003231	04/03/2012	1 Emergency	10:56:16	10:58:02	10:59:53	11:02:50		X
12-003246	04/03/2012	2 Non-emergency	18:21:27	18:31:12	18:32:15	18:35:19		X
12-003260	04/04/2012	1 Emergency	10:00:34	10:02:57	10:03:17	10:11:18		
12-003339	04/06/2012	1 Emergency	12:00:28	12:02:20	12:05:01	12:08:05		X
12-003389	04/08/2012	1 Emergency	03:39:44	03:41:11	03:44:22	03:49:51		X
12-003770	04/20/2012	1 Emergency	20:45:23	20:46:14	20:47:56	: :		X
12-003959	04/26/2012	1 Emergency	17:17:08	17:17:59	17:20:23	17:24:50		X
12-003964	04/26/2012	1 Emergency	21:17:33	21:19:18	21:21:04	21:27:39		X
12-003972	04/27/2012	C Cancelled	05:27:36	05:30:18		: :		
12-004025	04/28/2012	1 Emergency	18:23:57	18:25:59	18:27:26	18:31:38		

Subtotal Responses: 11

R5 Rescue 5

12-003511	04/12/2012	1 Emergency	11:52:13	11:53:09	11:55:10	12:04:22		X
-----------	------------	-------------	----------	----------	----------	----------	--	---

Boynton Beach Fire Rescue

OR List Times by Unit

Alarm Date Between {04/01/2012} And {04/30/2012}
and District In "5 " ,"6 "

Incident	Date	Response Code	Disp Notif Time	Unit Notif Time	Rollout Time	Arrival Time	Fire	EMS
Subtotal Responses:		1						

SO Special Ops 881

12-003959	04/26/2012	C	Cancelled	17:17:08	17:19:53	17:19:55	17:19:55	
Subtotal Responses:		1						

TF1 Task Force 1

12-003236	04/03/2012	1	Emergency	12:17:53	12:19:28	12:21:17	12:26:44	
12-003437	04/09/2012	1	Emergency	20:12:45	20:13:24	20:15:01	20:19:58	X
12-003770	04/20/2012	1	Emergency	20:45:23	20:50:58	20:52:45	20:58:21	X
12-003772	04/20/2012	1	Emergency	21:08:13	21:09:43	21:09:43	21:15:23	X
Subtotal Responses:		4						