


CAD Events By Organization

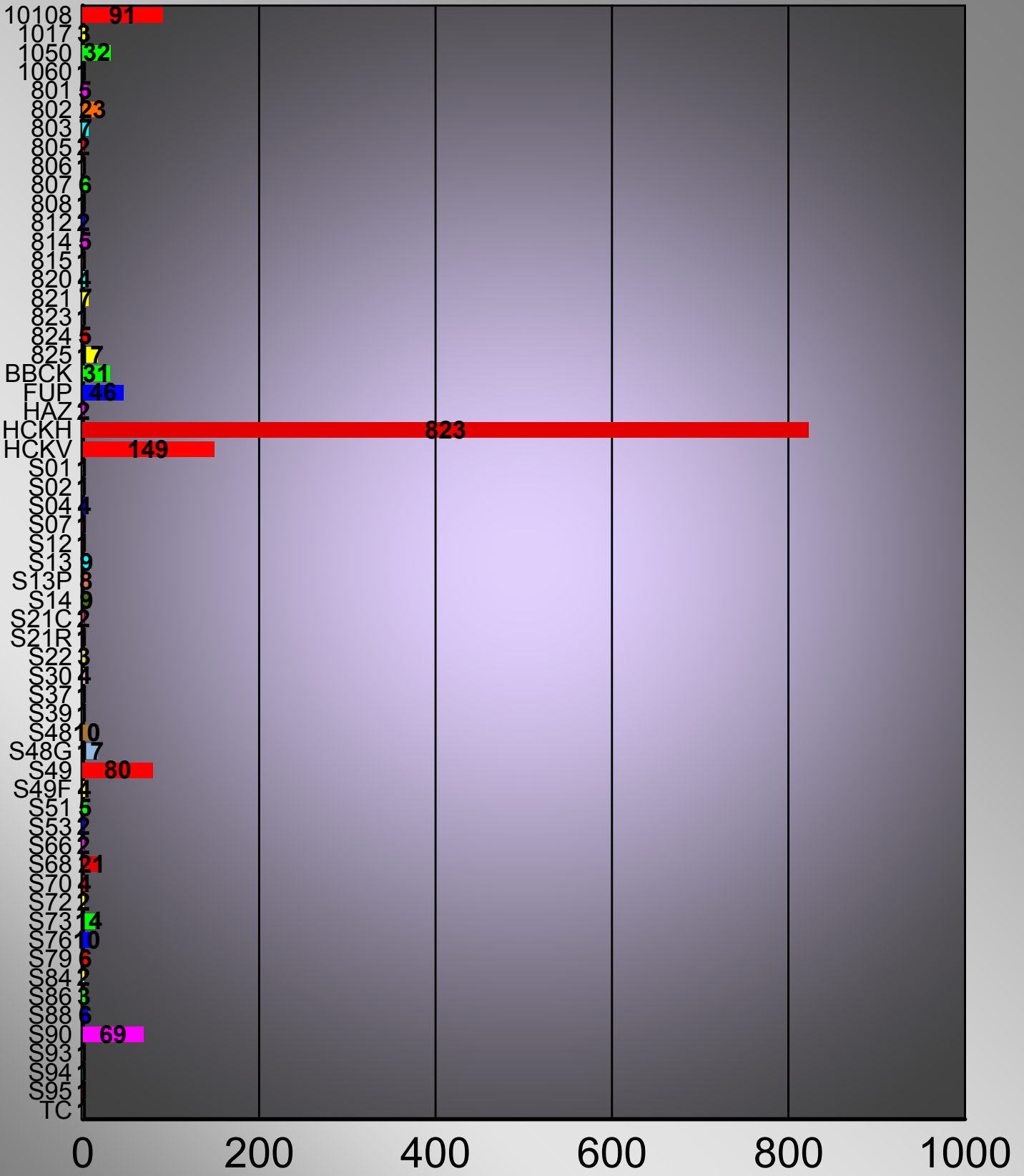


06/11/2012

CAD Calls For Service By Organization

Police	1572
--------	------

CAD Events By Type



CAD Calls For Service By Type

From: 05/01/2012 to 05/31/2012 for

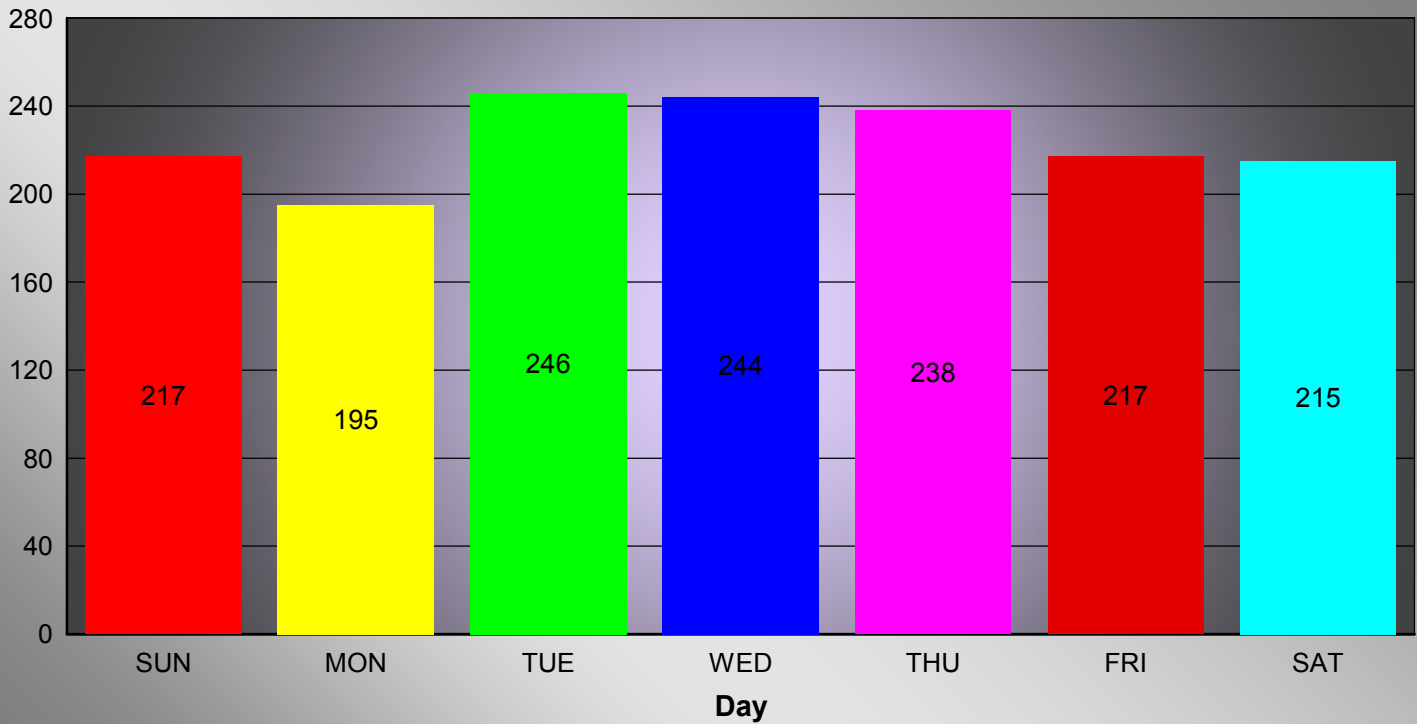
Department	Signal	Description	Number of Calls
POLICE	10108	ON FOOT W/ PORTABLE	91
POLICE	1017	INVESTIGATE/FOLLOW UP	3
POLICE	1050	TRAFFIC STOP	32
POLICE	1060	ASSIST TO MOTORIST	1
POLICE	801	VTC PERMITS (BUILDING)	5
POLICE	802	VTC T.H. REGISTRATION	23
POLICE	803	VTC OVERGROWN LOT	7
POLICE	805	VTC SOLICIT W/O PERMIT (DOOR TO DOOR)	2
POLICE	806	VTC WORKING WHEN NOT PERMITTED	1
POLICE	807	VTC TRASH/GARBAGE	6
POLICE	808	VTC BOATS	1
POLICE	812	VTC TRUCKS/COMMERCIAL VEHICLES	2
POLICE	814	VTC OVERNIGHT PARKING ON STREET	5
POLICE	815	PARKING ON VACANT LOT	1
POLICE	820	VTC ANIMALS ON BEACH	4
POLICE	821	VTC DOGS AT LARGE	7
POLICE	823	VTC CONSTRUCTION SITE	1
POLICE	824	VTC ALL OTHER	5
POLICE	825	VTC WATER VIOLATION	17
POLICE	BBCK	BRINY BREEZES BUILDING CHECK	31
POLICE	FUP	FOLLOW-UP	46
POLICE	HAZ	HAZARD	2
POLICE	HCKH	HOUSE CHECK HAND	823
POLICE	HCKV	HOUSE CHECK VISUAL	149
POLICE	S01	DRUNK DRIVER	1
POLICE	S02	DRUNK PEDESTRIAN	1
POLICE	S04	AUTO ACCIDENT	4
POLICE	S07	DECEASED PERSON	1
POLICE	S12	RECKLESS DRIVER	1
POLICE	S13	SUSPICIOUS VEHICLE	9
POLICE	S13P	SUSPICIOUS PERSON	8
POLICE	S14	INFORMATION	9
POLICE	S21C	BURGLARY CONVEYANCE	2
POLICE	S21R	BURGLARY RESIDENCE	1
POLICE	S22	DISTURBANCE	3
POLICE	S30	THEFT	4
POLICE	S37	JUVENILE TROUBLE	1
POLICE	S39	NEIGHBOR TROUBLE	1
POLICE	S48	OPEN DOOR	10
POLICE	S48G	OPEN GARAGE DOOR	17
POLICE	S49	ALARM	80
POLICE	S49F	FIRE ALARM	4
POLICE	S51	TRESPASS	5
POLICE	S53	EMBEZZLEMENT/FRAUD	2
POLICE	S66	CIVIL MATTER	2

CAD Calls For Service By Type

From: 05/01/2012 to 05/31/2012 for

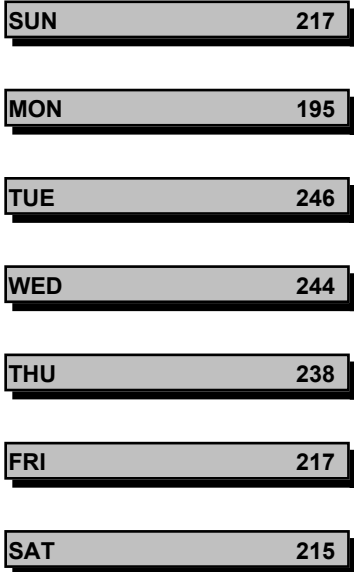
Department	Signal	Description	Number of Calls
POLICE	S68	POLICE SERVICE CALL	21
POLICE	S70	ANIMAL COMPLAINT	4
POLICE	S72	LOST/FOUND PROPERTY	2
POLICE	S73	MEDICAL CALL	14
POLICE	S76	AOD	10
POLICE	S79	SUSPICIOUS INCIDENT/911 PRANK CALL	6
POLICE	S84	WELFARE CHECK	2
POLICE	S86	LOUD NOISE/MUSIC	3
POLICE	S88	FLORIDA POWER LIGHT ASSIST	6
POLICE	S90	ILLEGAL PARKING	69
POLICE	S93	STREET OR TRAFFIC SIGNS	1
POLICE	S94	BOAT IN DISTRESS	1
POLICE	S95	TRAFFIC INCIDENT	1
POLICE	TC	TRAFFIC CONTROL	1

CAD Calls For Service By Day

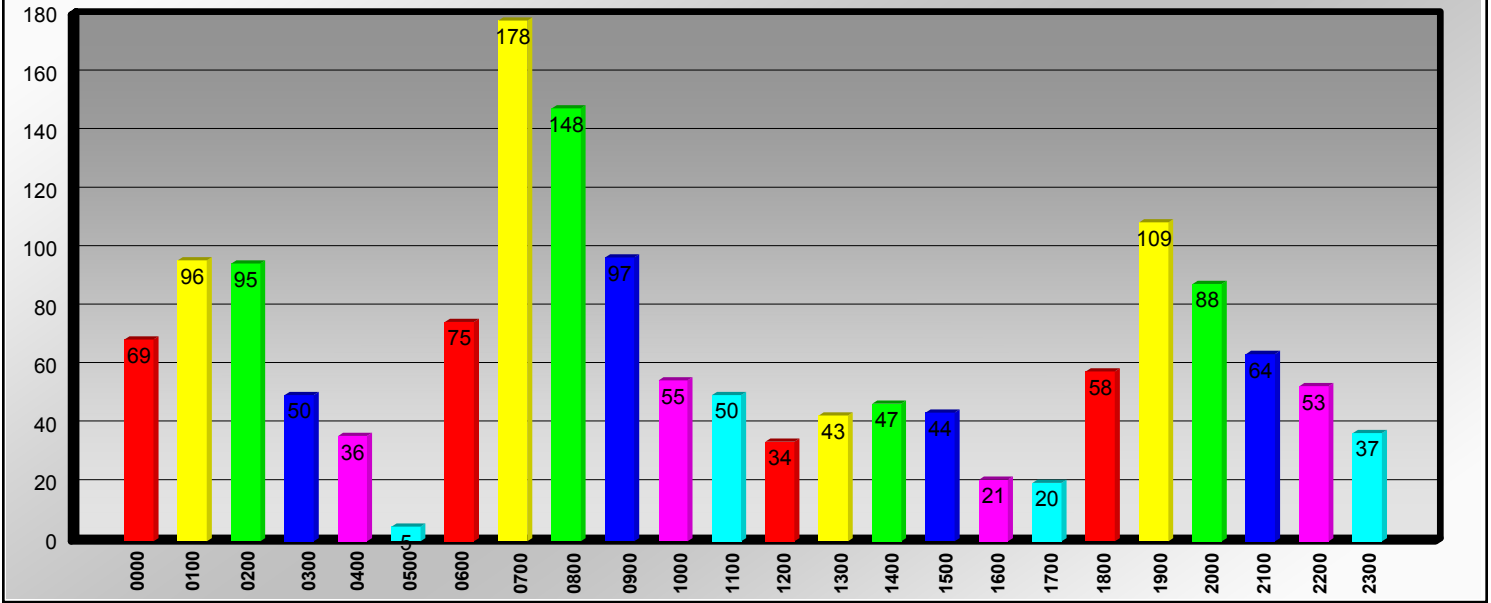


06/11/2012

CAD Calls For Service By Day



Call for Service By Hour



06/11/2012

CAD Calls For Service By Hour SQL

Hour: 0000	Number of Calls: 69
Hour: 0100	Number of Calls: 96
Hour: 0200	Number of Calls: 95
Hour: 0300	Number of Calls: 50
Hour: 0400	Number of Calls: 36
Hour: 0500	Number of Calls: 5
Hour: 0600	Number of Calls: 75
Hour: 0700	Number of Calls: 178
Hour: 0800	Number of Calls: 148
Hour: 0900	Number of Calls: 97
Hour: 1000	Number of Calls: 55
Hour: 1100	Number of Calls: 50
Hour: 1200	Number of Calls: 34
Hour: 1300	Number of Calls: 43
Hour: 1400	Number of Calls: 47
Hour: 1500	Number of Calls: 44

CAD Calls For Service By Hour SQL

Hour: 1600 Number of Calls: 21

Hour: 1700 Number of Calls: 20

Hour: 1800 Number of Calls: 58

Hour: 1900 Number of Calls: 109

Hour: 2000 Number of Calls: 88

Hour: 2100 Number of Calls: 64

Hour: 2200 Number of Calls: 53

Hour: 2300 Number of Calls: 37

	A	B	C	D	E	F
1	Type	Total	Days - Sgt. Wohlfiel	Days - Sgt. McAllister	Nights - Sgt. Eubanks	Nights -Sgt. Hallahan
2						
3	<u>Traffic</u>					
4	Citations	7	0	1	2	4
5	Written Warnings	19	4	2	3	10
6	Parking Tickets	39	5	8	25	1
7						
8	<u>Arrests:</u>					
9	S19 Felony	0				
10	S18 Misdemeanor	1			1	
11						
12						
13	Telephone Calls Handled by Dispatch:					
14	<u>May 2012</u>		<u>Year to Date</u>			
15	9-1-1	70	355			
16	Incoming/Non-Emergency	710	3793			
17	Outgoing/Non-Emergency	256	1734			
18	PBX (Internal Town Hall)	384	2276			
19	Total:	1420	8158			

**Town of Briny Breezes
Monthly Activity Report -May 2012**

Type	Total	Days- Sgt. Wohlfiel	Days- Sgt. McAllister	Nights- Sgt. Eubanks	Nights-Sgt. Hallahan
13 - Suspicious Vehicle	2	1	1		
13P - Suspicious Person	2			2	
48-Open Door	6			5	1
49F- Fire Alarm	2		2		
70 - Animal Complaint	3	2	1		
73- Medical Call	1				1
86- Loud Noise/Music	2	1			1
88-FPL Assist	2			2	
90 - Illegal Parking	28	11	13	3	1
10-108 Foot Patrol	7	1	6		
BBCK Briny Business Checks	31			16	15
FUP - Follow Up	1		1		
Total Calls for Service	87	16	24	28	19
OTHER ACTIVITY					
<u>Traffic</u>					
Citations	2	0	1	1	0
Written Warnings	1	0	1	0	0
Parking Tickets	24	9	12	3	0

Boynton Beach Fire Rescue

Incident List by Street Address

Alarm Date Between {05/01/2012} And {05/31/2012}
and District In "5 " ,"6 "

Incident-Exp#	Alm Date	Alm Time	Location	Incident Type
12-004184-000	05/03/2012	04:52:07	9 E OCEAN AVE	321 EMS call, excluding vehicle
12-004967-000	05/27/2012	14:56:15	26 HARBOUR DR N	321 EMS call, excluding vehicle
12-004355-000	05/07/2012	23:34:20	24 HIBISCUS DR /I	321 EMS call, excluding vehicle
12-004642-000	05/16/2012	12:33:39	5821 N OCEAN BLVD /A2	321 EMS call, excluding vehicle
12-004794-000	05/21/2012	18:52:50	5821 N OCEAN BLVD /A2	554 Assist invalid
12-004207-000	05/03/2012	19:05:58	5890 N OCEAN BLVD	730 System malfunction, Other
12-004372-000	05/08/2012	13:36:00	6110 N OCEAN BLVD /23	321 EMS call, excluding vehicle
12-004697-000	05/18/2012	12:35:42	6110 N OCEAN BLVD	321 EMS call, excluding vehicle
12-004242-000	05/04/2012	19:19:20	6110 N OCEAN BLVD /23	554 Assist invalid
12-004952-000	05/26/2012	23:22:36	6301 N OCEAN BLVD	321 EMS call, excluding vehicle
12-004474-000	05/11/2012	19:54:13	6400 N OCEAN BLVD	321 EMS call, excluding vehicle
12-004388-000	05/08/2012	22:40:19	6415 N OCEAN BLVD	322 Motor vehicle accident with
12-004910-000	05/25/2012	14:59:09	6600 N OCEAN BLVD /16	321 EMS call, excluding vehicle
12-004898-000	05/25/2012	09:54:42	6665 N OCEAN BLVD /B3	321 EMS call, excluding vehicle
12-004163-000	05/02/2012	12:33:06	6833 N OCEAN BLVD	321 EMS call, excluding vehicle
12-004529-000	05/13/2012	14:21:20	6849 N OCEAN BLVD	321 EMS call, excluding vehicle
12-004903-000	05/25/2012	12:37:04	6849 N OCEAN BLVD	321 EMS call, excluding vehicle
12-004296-000	05/06/2012	11:02:23	6880 N OCEAN BLVD /2	321 EMS call, excluding vehicle
12-004425-000	05/09/2012	23:12:39	6885 N OCEAN BLVD /C 306	321 EMS call, excluding vehicle
12-004856-000	05/23/2012	17:04:49	5 NORTH HARBOUR DR	321 EMS call, excluding vehicle

Total Incident Count 20

Boynton Beach Fire Rescue

OR Average Elapsed Time by District/Inc. Type

**Alarm Date Between {05/01/2012} And {05/31/2012}
and District In "5 " "6 "**

5

Incident	Alarm Date & Time	Arrival Date & Time	Stn	Shift	Elapsed Time
	Disp. Rcvd Date & Time	Address			
321 EMS call, excluding vehicle accident with injury					
12-004355	05/07/2012 23:34:20	05/07/2012 23:40:30	4	B	00:07:28
	05/07/2012 23:33:02	24 HIBISCUS DR /I			
Average Elapsed Time for District/Incident Type					7.47

Overall Average Elapsed Time for District in Decimal Minutes 7.47

6

Incident	Alarm Date & Time	Arrival Date & Time	Stn	Shift	Elapsed Time
	Disp. Rcvd Date & Time	Address			
321 EMS call, excluding vehicle accident with injury					
12-004163	05/02/2012 12:33:06	05/02/2012 12:40:21	4	C	00:08:54
	05/02/2012 12:31:27	6833 N OCEAN BLVD			
12-004184	05/03/2012 04:52:07	05/03/2012 04:56:35	1	C	00:05:47
	05/03/2012 04:50:48	9 E OCEAN AVE			
12-004296	05/06/2012 11:02:23	05/06/2012 11:08:46	4	A	00:08:22
	05/06/2012 11:00:24	6880 N OCEAN BLVD /2			
12-004372	05/08/2012 13:36:00	05/08/2012 13:41:53	4	C	00:07:20
	05/08/2012 13:34:33	6110 N OCEAN BLVD /23			
12-004425	05/09/2012 23:12:39	05/09/2012 23:19:52	4	A	00:09:02
	05/09/2012 23:10:50	6885 N OCEAN BLVD /C 306			
12-004474	05/11/2012 19:54:13	05/11/2012 19:59:28	1	C	00:06:46
	05/11/2012 19:52:42	6400 N OCEAN BLVD			
12-004529	05/13/2012 14:21:20	05/13/2012 14:26:47	1	B	00:06:23
	05/13/2012 14:20:24	6849 N OCEAN BLVD			
12-004642	05/16/2012 12:33:39	05/16/2012 12:39:37	1	B	00:06:44
	05/16/2012 12:32:53	5821 N OCEAN BLVD /A2			
12-004697	05/18/2012 12:35:42	05/18/2012 12:43:22	5	A	00:08:24
	05/18/2012 12:34:58	6110 N OCEAN BLVD			
12-004856	05/23/2012 17:04:49	05/23/2012 17:11:19	1	C	00:09:41
	05/23/2012 17:01:38	5 NORTH HARBOUR DR			
12-004898	05/25/2012 09:54:42	05/25/2012 10:00:48	4	B	00:07:16
	05/25/2012 09:53:32	6665 N OCEAN BLVD /B3			
12-004903	05/25/2012 12:37:04	05/25/2012 12:43:51	1	B	00:08:42
	05/25/2012 12:35:09	6849 N OCEAN BLVD			

Boynton Beach Fire Rescue

OR Average Elapsed Time by District/Inc. Type

**Alarm Date Between {05/01/2012} And {05/31/2012}
and District In "5 " ,"6 "**

6

Incident	Alarm Date & Time	Arrival Date & Time	Stn	Shift	Elapsed Time
	Disp. Rcvd Date & Time	Address			
321 EMS call, excluding vehicle accident with injury					
12-004910	05/25/2012 14:59:09	05/25/2012 15:04:04	1	B	00:07:57
	05/25/2012 14:56:07	6600 N OCEAN BLVD /16			
12-004952	05/26/2012 23:22:36	05/26/2012 23:28:04	1	C	00:06:28
	05/26/2012 23:21:36	6301 N OCEAN BLVD			
12-004967	05/27/2012 14:56:15	05/27/2012 15:02:59	4	A	00:07:22
	05/27/2012 14:55:37	26 HARBOUR DR N			
Average Elapsed Time for District/Incident Type					7.68
322 Motor vehicle accident with injuries					
12-004388	05/08/2012 22:40:19	05/08/2012 22:44:00	1	C	00:05:21
	05/08/2012 22:38:39	6415 N OCEAN BLVD			
Average Elapsed Time for District/Incident Type					5.35
554 Assist invalid					
12-004242	05/04/2012 19:19:20	05/04/2012 19:25:20	1	B	00:07:09
	05/04/2012 19:18:11	6110 N OCEAN BLVD /23			
12-004794	05/21/2012 18:52:50	05/21/2012 19:00:27	1	A	00:08:52
	05/21/2012 18:51:35	5821 N OCEAN BLVD /A2			
Average Elapsed Time for District/Incident Type					8.01
730 System malfunction, Other					
12-004207	05/03/2012 19:05:58	05/03/2012 19:11:17	1	A	00:06:10
	05/03/2012 19:05:07	5890 N OCEAN BLVD			
Average Elapsed Time for District/Incident Type					6.17
Overall Average Elapsed Time for District in Decimal Minutes 7.51					

Total Incident Count: 20

Overall Average Elapsed Time, Decimal Minutes: 7.51