


CAD Events By Organization



07/03/2012

CAD Calls For Service By Organization

Police

2006

CAD Calls For Service By Type

From: 06/01/2012 to 06/30/2012 for

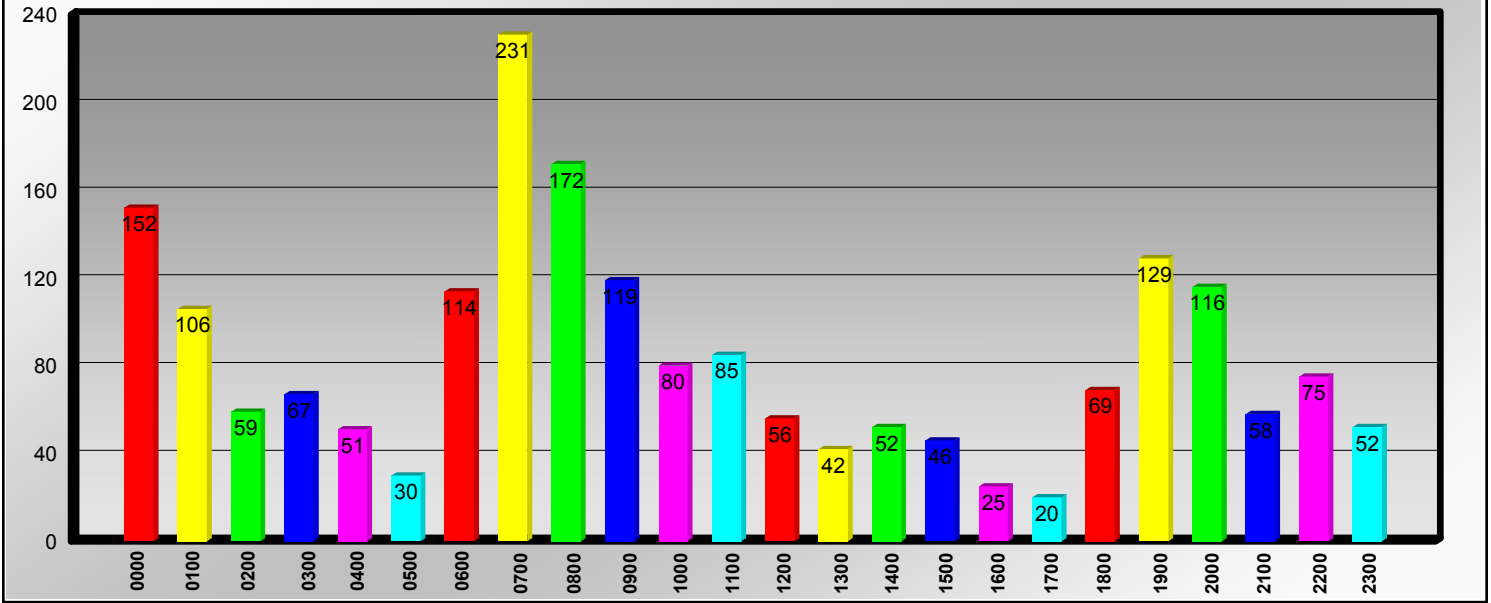
Department	Signal	Description	Number of Calls
POLICE	10108	ON FOOT W/ PORTABLE	97
POLICE	1017	INVESTIGATE/FOLLOW UP	5
POLICE	1050	TRAFFIC STOP	33
POLICE	1060	ASSIST TO MOTORIST	1
POLICE	801	VTC PERMITS (BUILDING)	10
POLICE	802	VTC T.H. REGISTRATION	20
POLICE	803	VTC OVERGROWN LOT	10
POLICE	804	VTC SIGNS (ALL)	1
POLICE	805	VTC SOLICIT W/O PERMIT (DOOR TO DOOR)	3
POLICE	806	VTC WORKING WHEN NOT PERMITTED	2
POLICE	807	VTC TRASH/GARBAGE	7
POLICE	812	VTC TRUCKS/COMMERCIAL VEHICLES	1
POLICE	814	VTC OVERNIGHT PARKING ON STREET	7
POLICE	815	PARKING ON VACANT LOT	2
POLICE	820	VTC ANIMALS ON BEACH	4
POLICE	821	VTC DOGS AT LARGE	6
POLICE	823	VTC CONSTRUCTION SITE	9
POLICE	824	VTC ALL OTHER	57
POLICE	825	VTC WATER VIOLATION	8
POLICE	833	VTC NATURAL VEGETATION CUTTING	1
POLICE	834	VTC BOATS ON BEACH/ABANDONED	2
POLICE	BBCK	BRINY BREEZES BUILDING CHECK	30
POLICE	FUP	FOLLOW-UP	97
POLICE	HCKH	HOUSE CHECK HAND	1037
POLICE	HCKV	HOUSE CHECK VISUAL	285
POLICE	S04	AUTO ACCIDENT	4
POLICE	S11	ABANDONED VEHICLE	1
POLICE	S12	RECKLESS DRIVER	2
POLICE	S13	SUSPICIOUS VEHICLE	3
POLICE	S13P	SUSPICIOUS PERSON	7
POLICE	S14	INFORMATION	19
POLICE	S16	CHILD ABUSE	1
POLICE	S20	MENTALLY ILL	1
POLICE	S21A	BURGLARY ATTEMPT	1
POLICE	S22	DISTURBANCE	3
POLICE	S30	THEFT	3
POLICE	S31	BATTERY	1
POLICE	S40	CRIMINAL MISCHIEF	2
POLICE	S48	OPEN DOOR	5
POLICE	S48G	OPEN GARAGE DOOR	17
POLICE	S49	ALARM	84
POLICE	S49F	FIRE ALARM	3
POLICE	S51	TRESPASS	2
POLICE	S53	EMBEZZLEMENT/FRAUD	3
POLICE	S66	CIVIL MATTER	1

CAD Calls For Service By Type

From: 06/01/2012 to 06/30/2012 for

Department	Signal	Description	Number of Calls
POLICE	S68	POLICE SERVICE CALL	34
POLICE	S72	LOST/FOUND PROPERTY	3
POLICE	S73	MEDICAL CALL	10
POLICE	S75E	DUMPING/SEWER TO ICW OR OCEAN	1
POLICE	S76	AOD	15
POLICE	S77	FIREWORKS	1
POLICE	S78	OBSCENE/HARASSING PHONE CALLS	1
POLICE	S79	SUSPICIOUS INCIDENT/911 PRANK CALL	6
POLICE	S84	WELFARE CHECK	2
POLICE	S88	FLORIDA POWER LIGHT ASSIST	5
POLICE	S90	ILLEGAL PARKING	23
POLICE	S92	TRAFFIC LIGHT PROBLEMS	2
POLICE	S93	STREET OR TRAFFIC SIGNS	1
POLICE	S96	PROPERTY DAMAGE	2
POLICE	S99	MISCELLANEOUS	1
POLICE	TC	TRAFFIC CONTROL	1

Call for Service By Hour



07/03/2012

CAD Calls For Service By Hour SQL

Hour: 0000	Number of Calls:	152
Hour: 0100	Number of Calls:	106
Hour: 0200	Number of Calls:	59
Hour: 0300	Number of Calls:	67
Hour: 0400	Number of Calls:	51
Hour: 0500	Number of Calls:	30
Hour: 0600	Number of Calls:	114
Hour: 0700	Number of Calls:	231
Hour: 0800	Number of Calls:	172
Hour: 0900	Number of Calls:	119
Hour: 1000	Number of Calls:	80
Hour: 1100	Number of Calls:	85
Hour: 1200	Number of Calls:	56
Hour: 1300	Number of Calls:	42
Hour: 1400	Number of Calls:	52
Hour: 1500	Number of Calls:	46

CAD Calls For Service By Hour SQL

Hour: 1600 Number of Calls: 25

Hour: 1700 Number of Calls: 20

Hour: 1800 Number of Calls: 69

Hour: 1900 Number of Calls: 129

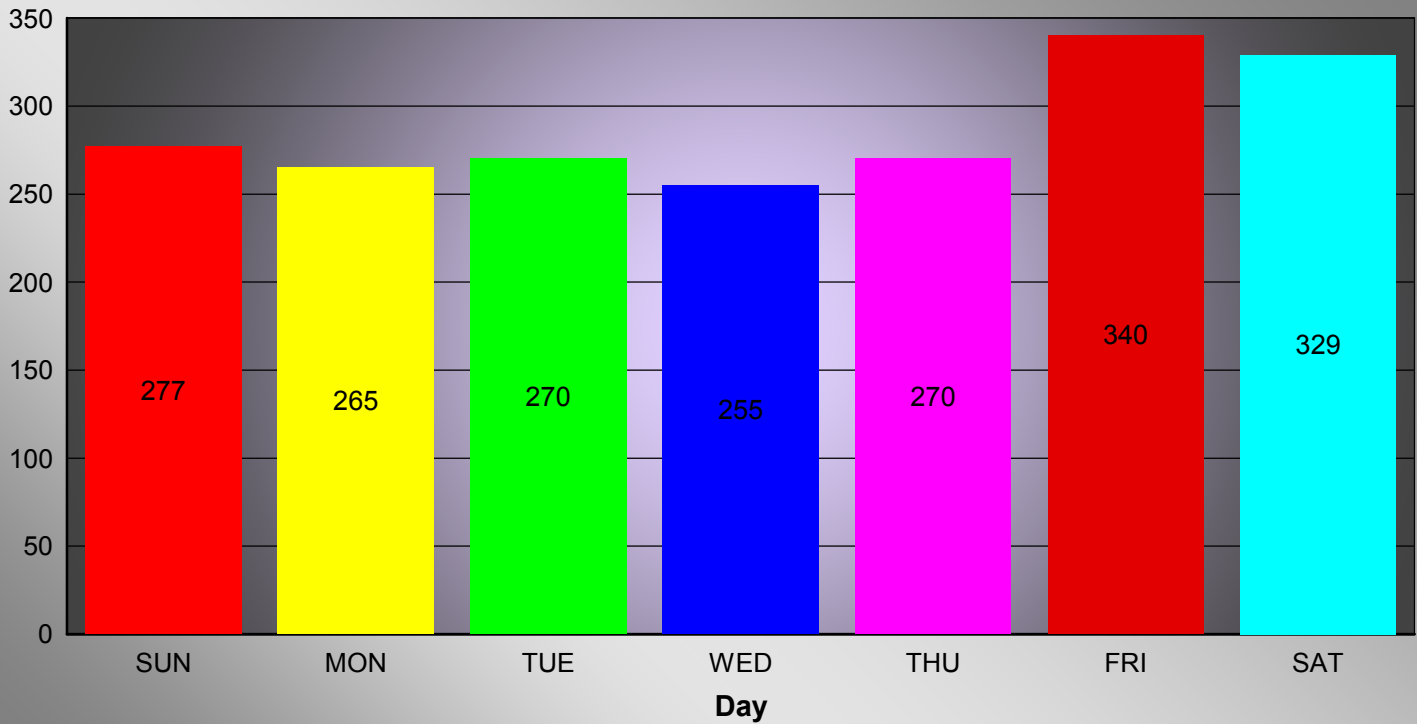
Hour: 2000 Number of Calls: 116

Hour: 2100 Number of Calls: 58

Hour: 2200 Number of Calls: 75

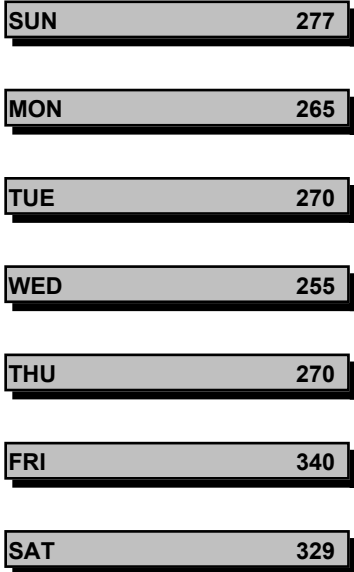
Hour: 2300 Number of Calls: 52

CAD Calls For Service By Day



07/03/2012

CAD Calls For Service By Day



	A	B	C	D	E	F
1	Type	Total	Days - Sgt. Wohlfiel	Days - Sgt. McAllister	Nights - Sgt. Eubanks	Nights -Sgt. Hallahan
2						
3	<u>Traffic</u>					
4	Citations	18	0	1	3	14
5	Written Warnings	14	0	2	4	8
6	Parking Tickets	13	2	2	5	4
7						
8	<u>Arrests:</u>					
9	S19 Felony	1		1		
10	S18 Misdemeanor	0				
11						
12						
13	Telephone Calls Handled by Dispatch:					
14	<u>June 2012</u>		<u>Year to Date</u>			
15	9-1-1	52	407			
16	Incoming/Non-Emergency	867	4660			
17	Outgoing/Non-Emergency	395	2129			
18	PBX (Internal Town Hall)	571	2847			
19	Total:	1885	10043			

**Town of Briny Breezes
Monthly Activity Report -June 2012**

Type	Total	Days- Sgt. Wohlfiel	Days- Ofc. McAllister	Nights- Sgt. Eubanks	Nights-Sgt. Hallahan
13P - Suspicious Person	1		1		
14 - Information	2	1	1		
48-Open Door	1			1	
51 - Trespass	1		1		
68- Police Service Call	1		1		
76 - Assist other Department	1				1
79 - Suspicious Incident	1	1			
88-FPL Assist	2			2	
90 - Illegal Parking	7	2	5		
92 - Traffic light Problem	1		1		
10-108 Foot Patrol	4	4			
BBCK Briny Business Checks	30			16	14
FUP - Follow Up	0				
Total Calls for Service	52	8	10	19	15
OTHER ACTIVITY					
<u>Traffic</u>					
Citations	1	0	1	0	0
Written Warnings	0	0	0	0	0
Parking Tickets	6	2	4	0	0

Boynton Beach Fire Rescue

Incident List by Street Address

Alarm Date Between {06/01/2012} And {06/30/2012}
and District In "5 " ,"6 "

Incident-Exp#	Alm Date	Alm Time	Location	Incident Type
12-005290-000	06/06/2012	11:49:11	9 ADAMS RD	321 EMS call, excluding vehicle
12-005576-000	06/15/2012	10:07:46	12 E OCEAN AVE	321 EMS call, excluding vehicle
12-006028-000	06/30/2012	10:29:04	37 HARBOR DR N	740 Unintentional transmission o
12-005679-000	06/18/2012	08:17:30	27 HERSEY DR	321 EMS call, excluding vehicle
12-005444-000	06/10/2012	18:44:52	5500 N OCEAN BLVD	322 Motor vehicle accident with
12-005363-000	06/08/2012	10:03:22	5540 N OCEAN BLVD /206	321 EMS call, excluding vehicle
12-005474-000	06/11/2012	18:55:18	5540 N OCEAN BLVD /102	321 EMS call, excluding vehicle
12-005834-000	06/23/2012	10:31:51	6110 N OCEAN BLVD /23	550 Public service assistance, O
12-005562-000	06/14/2012	20:30:43	6415 N OCEAN BLVD	321 EMS call, excluding vehicle
12-005922-000	06/26/2012	10:01:44	6520 N OCEAN BLVD /36	321 EMS call, excluding vehicle
12-005806-000	06/22/2012	15:40:02	6550 N OCEAN BLVD	321 EMS call, excluding vehicle
12-005260-000	06/05/2012	10:30:55	6620 N OCEAN BLVD	321 EMS call, excluding vehicle
12-005974-000	06/28/2012	10:53:02	6849 N OCEAN BLVD	734 Heat detector activation due
12-005984-000	06/28/2012	15:17:01	6849 N OCEAN BLVD	321 EMS call, excluding vehicle
12-005218-000	06/04/2012	09:28:58	3 OSPREY CT	321 EMS call, excluding vehicle
12-005962-000	06/27/2012	21:23:47	19 SABAL ISLAND DR	321 EMS call, excluding vehicle

Total Incident Count 16

Boynton Beach Fire Rescue

OR Average Elapsed Time by District/Inc. Type

**Alarm Date Between {06/01/2012} And {06/30/2012}
and District In "5 " "6 "**

5

Incident	Alarm Date & Time	Arrival Date & Time	Stn	Shift	Elapsed Time
	Disp. Rcvd Date & Time	Address			
321 EMS call, excluding vehicle accident with injury					
12-005363	06/08/2012 10:03:22	06/08/2012 10:07:02	2	A	00:06:11
	06/08/2012 10:00:51	5540 N OCEAN BLVD /206			
12-005474	06/11/2012 18:55:18	06/11/2012 19:00:04	4	A	00:06:01
	06/11/2012 18:54:03	5540 N OCEAN BLVD /102			
12-005679	06/18/2012 08:17:30	06/18/2012 08:22:25	4	B	00:05:40
	06/18/2012 08:16:45	27 HERSEY DR			
Average Elapsed Time for District/Incident Type					5.96
322 Motor vehicle accident with injuries					
12-005444	06/10/2012 18:44:52	06/10/2012 18:49:04	4	C	00:05:11
	06/10/2012 18:43:53	5500 N OCEAN BLVD			
Average Elapsed Time for District/Incident Type					5.18
Overall Average Elapsed Time for District in Decimal Minutes 5.76					

6

Incident	Alarm Date & Time	Arrival Date & Time	Stn	Shift	Elapsed Time
	Disp. Rcvd Date & Time	Address			
321 EMS call, excluding vehicle accident with injury					
12-005218	06/04/2012 09:28:58	06/04/2012 09:33:46	1	C	00:06:23
	06/04/2012 09:27:23	3 OSPREY CT			
12-005260	06/05/2012 10:30:55	06/05/2012 10:37:03	4	A	00:08:52
	06/05/2012 10:28:11	6620 N OCEAN BLVD			
12-005290	06/06/2012 11:49:11	06/06/2012 11:52:59	4	B	00:05:06
	06/06/2012 11:47:53	9 ADAMS RD			
12-005562	06/14/2012 20:30:43	06/14/2012 20:37:12	4	A	00:08:29
	06/14/2012 20:28:43	6415 N OCEAN BLVD			
12-005576	06/15/2012 10:07:46	06/15/2012 10:11:05	1	B	00:05:28
	06/15/2012 10:05:37	12 E OCEAN AVE			
12-005806	06/22/2012 15:40:02	06/22/2012 15:48:31	1	C	00:10:14
	06/22/2012 15:38:17	6550 N OCEAN BLVD			
12-005922	06/26/2012 10:01:44	06/26/2012 10:08:40	4	A	00:08:17
	06/26/2012 10:00:23	6520 N OCEAN BLVD /36			
12-005962	06/27/2012 21:23:47	06/27/2012 21:30:15	4	B	00:07:30
	06/27/2012 21:22:45	19 SABAL ISLAND DR			

Boynton Beach Fire Rescue

OR Average Elapsed Time by District/Inc. Type

**Alarm Date Between {06/01/2012} And {06/30/2012}
and District In "5 " ,"6 "**

6

Incident	Alarm Date & Time	Arrival Date & Time	Stn	Shift	Elapsed Time
	Disp. Rcvd Date & Time	Address			
321 EMS call, excluding vehicle accident with injury					
12-005984	06/28/2012 15:17:01	06/28/2012 15:20:31	1	C	00:05:48
	06/28/2012 15:14:43	6849 N OCEAN BLVD			
Average Elapsed Time for District/Incident Type					7.35
550 Public service assistance, Other					
12-005834	06/23/2012 10:31:51	06/23/2012 10:37:37	1	A	00:08:12
	06/23/2012 10:29:25	6110 N OCEAN BLVD /23			
Average Elapsed Time for District/Incident Type					8.20
734 Heat detector activation due to malfunction					
12-005974	06/28/2012 10:53:02	06/28/2012 10:56:34	1	C	00:04:42
	06/28/2012 10:51:52	6849 N OCEAN BLVD			
Average Elapsed Time for District/Incident Type					4.70
740 Unintentional transmission of alarm, Other					
12-006028	06/30/2012 10:29:04	06/30/2012 10:54:43	1	B	00:28:50
	06/30/2012 10:25:53	37 HARBOR DR N			
Average Elapsed Time for District/Incident Type					28.83
Overall Average Elapsed Time for District in Decimal Minutes 8.99					

Total Incident Count:16

Overall Average Elapsed Time, Decimal Minutes: 8.18