


CAD Events By Organization



09/01/2015

CAD Calls For Service By Organization

Police	4532
--------	------

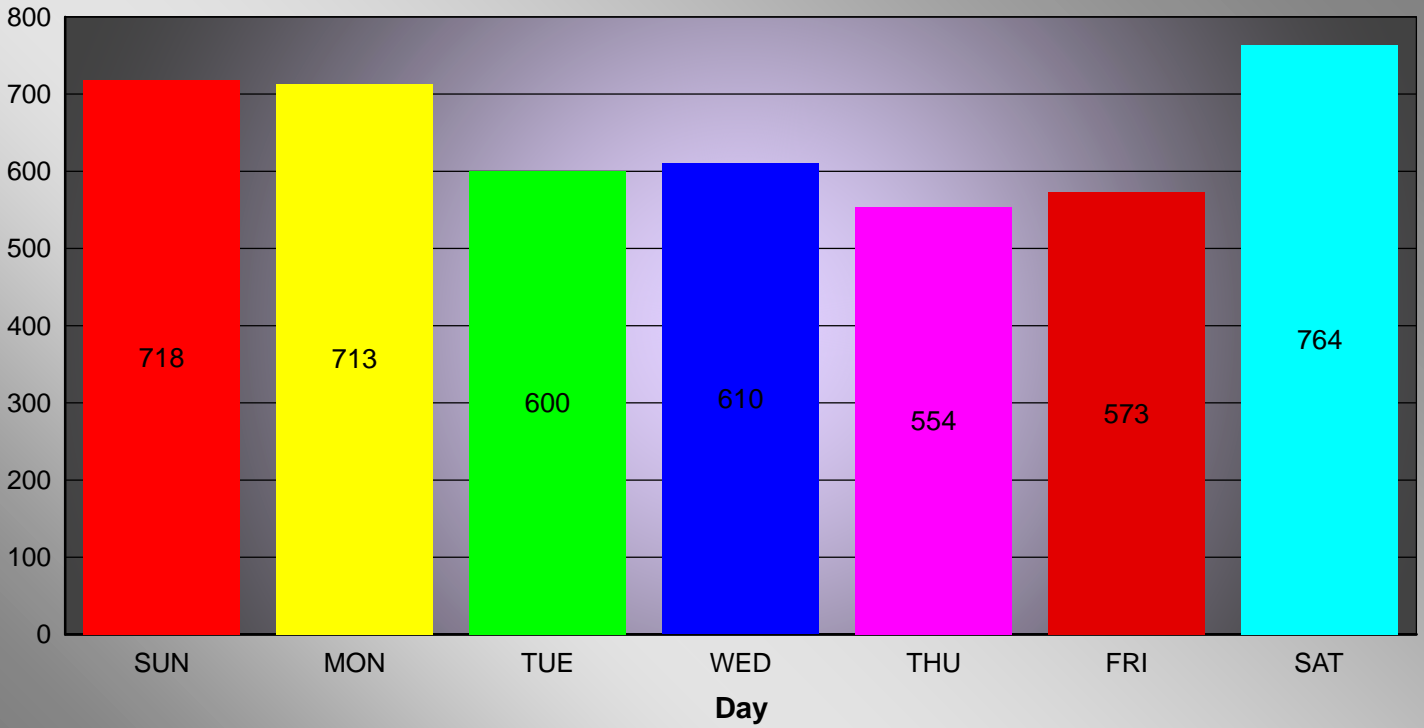
CAD Calls For Service By Type

Department	Signal	Description	Number of Calls
POLICE	10108	ON FOOT W/ PORTABLE	143
POLICE	1050	TRAFFIC STOP	69
POLICE	1060	ASSIST TO MOTORIST	5
POLICE	1077	COURT	2
POLICE	801	VTC PERMITS (BUILDING)	30
POLICE	802	VTC T.H. REGISTRATION	43
POLICE	803	VTC OVERGROWN LOT	14
POLICE	804	VTC SIGNS (ALL)	2
POLICE	805	VTC SOLICIT W/O PERMIT (DOOR TO DOC	1
POLICE	806	VTC WORKING WHEN NOT PERMITTED	9
POLICE	807	VTC TRASH/GARBAGE	51
POLICE	809	VTC MOTOR HOMES	1
POLICE	811	VTC TRAILERS	1
POLICE	812	VTC TRUCKS/COMMERCIAL VEHICLES	6
POLICE	814	VTC OVERNIGHT PARKING ON STREET	8
POLICE	815	VTC PARKING ON VACANT LOT	4
POLICE	816	VTC NOISE (POWER TOOLS ETC.)	1
POLICE	817	VTC RENTAL REGISTRATION 30-157	2
POLICE	820	VTC ANIMALS ON BEACH	4
POLICE	821	VTC DOGS AT LARGE	3
POLICE	823	VTC CONSTRUCTION SITE	10
POLICE	824	VTC ALL OTHER	8
POLICE	825	VTC WATER VIOLATION	12
POLICE	828	VTC TURTLE LIGHTS	1
POLICE	829	VTC TREES IN WIRES	5
POLICE	BBCK	BRINY BREEZES BUILDING CHECK	30
POLICE	BCHK	BEACH PATROL	172
POLICE	DAV	DISABLED VEHICLE	1
POLICE	DC	DISTRICT CHECK	2038
POLICE	FUP	FOLLOW-UP	147
POLICE	HCKH	HOUSE CHECK HAND	1240
POLICE	HCKV	HOUSE CHECK VISUAL	144
POLICE	S02	DRUNK PEDESTRIAN	1
POLICE	S04	AUTO ACCIDENT	2
POLICE	S07	DECEASED PERSON	1
POLICE	S12	RECKLESS DRIVER	4
POLICE	S13	SUSPICIOUS INCIDENT	6
POLICE	S13P	SUSPICIOUS PERSON	6
POLICE	S13V	SUSPICIOUS VEHICLE	12
POLICE	S14	INFORMATION	5
POLICE	S20	MENTALLY ILL PERSON	2
POLICE	S21C	BURGLARY CONVEYANCE	1
POLICE	S21R	BURGLARY RESIDENCE	1

CAD Calls For Service By Type

Department	Signal	Description	Number of Calls
POLICE	S22	DISTURBANCE	2
POLICE	S25	FIRE/FD ASSIST	1
POLICE	S30	THEFT	1
POLICE	S37	JUVENILE TROUBLE	2
POLICE	S38	DOMESTIC	2
POLICE	S48	OPEN DOOR	8
POLICE	S48G	OPEN GARAGE DOOR	12
POLICE	S49	ALARM	63
POLICE	S49F	FIRE ALARM	5
POLICE	S51	TRESPASS	3
POLICE	S53	EMBEZZLEMENT/FRAUD	1
POLICE	S66	CIVIL MATTER	4
POLICE	S67	ACCIDENTAL INJURY	2
POLICE	S68	POLICE SERVICE CALL	56
POLICE	S70	ANIMAL COMPLAINT	3
POLICE	S72	LOST/FOUND PROPERTY	2
POLICE	S73	MEDICAL CALL	12
POLICE	S76	ASSIST OTHER DEPARTMENT	29
POLICE	S77	FIREWORKS	2
POLICE	S79	911 PRANK/FALSE/ACCID CALL	2
POLICE	S80	UNWANTED GUEST	1
POLICE	S84	WELFARE CHECK	3
POLICE	S88	FLORIDA POWER LIGHT ASSIST	10
POLICE	S90	ILLEGAL PARKING	28
POLICE	S93	STREET OR TRAFFIC SIGNS	4
POLICE	S94	BOAT IN DISTRESS	1
POLICE	S96	PROPERTY DAMAGE	3
POLICE	TC	TRAFFIC CONTROL	2
POLICE	TE	TRAFFIC ENFORCEMENT	20

CAD Calls For Service By Day

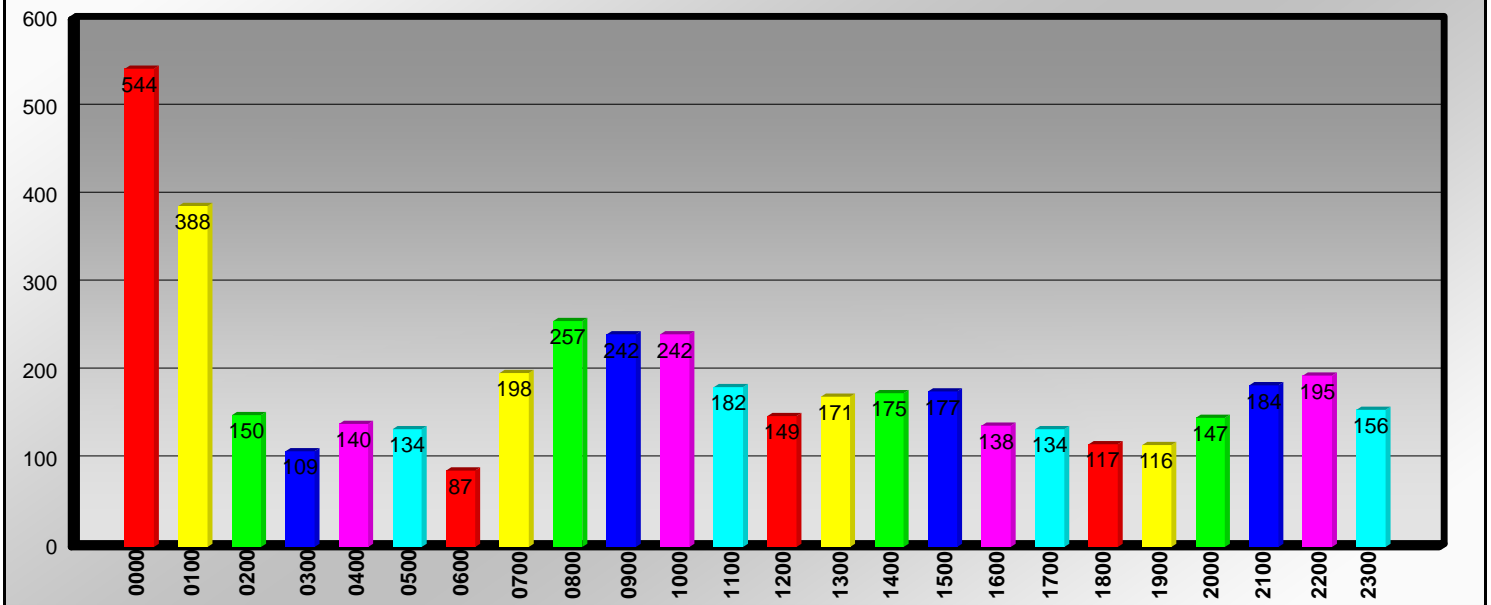


09/01/2015

CAD Calls For Service By Day

SUN	718
MON	713
TUE	600
WED	610
THU	554
FRI	573
SAT	764

Call for Service By Hour



09/01/2015

CAD Calls For Service By Hour SQL

Hour: 0000 Number of Calls: 544

Hour: 0100 Number of Calls: 388

Hour: 0200 Number of Calls: 150

Hour: 0300 Number of Calls: 109

Hour: 0400 Number of Calls: 140

Hour: 0500 Number of Calls: 134

Hour: 0600 Number of Calls: 87

Hour: 0700 Number of Calls: 198

Hour: 0800 Number of Calls: 257

Hour: 0900 Number of Calls: 242

Hour: 1000 Number of Calls: 242

Hour: 1100 Number of Calls: 182

Hour: 1200 Number of Calls: 149

Hour: 1300 Number of Calls: 171

Hour: 1400 Number of Calls: 175

CAD Calls For Service By Hour SQL

Hour: 1500 Number of Calls: 177

Hour: 1600 Number of Calls: 138

Hour: 1700 Number of Calls: 134

Hour: 1800 Number of Calls: 117

Hour: 1900 Number of Calls: 116

Hour: 2000 Number of Calls: 147

Hour: 2100 Number of Calls: 184

Hour: 2200 Number of Calls: 195

Hour: 2300 Number of Calls: 156

ORPD Other Activity:					
Type	Total	Days- Lt. Wohlfiel	Days- Sgt. Stang	Nights-Sgt. Roy	Nights-Sgt. Hallahan
<u>Traffic</u>					
Citations	42	13	24	0	5
Written Warnings	31	6	12	7	6
Parking Tickets	30	14	0	10	6
<u>Arrests:</u>					
S19 Felony	0	0	0	0	0
S18 Misdemeanor	1	0	0	1	0
<u>Telephone Calls Handled by Dispatch:</u>					
<u>August 2015</u>		<u>Year to Date</u>			
9-1-1	66	538			
Incoming/Non-Emergency	840	6451			
Outgoing/Non-Emergency	573	4258			
PBX (Internal Town Hall)	382	2407			
Total:	1861	13654			
<u>Walk-Ins Handled by Dispatch:</u>					
All	223	1532			
After Business Hours	116	743			
Top 5 Services Provided:					
Issue Keys ** -	76				
Visitors/Information -	53				
Alarms -	34				
Vendors -	23				
Crime/Incident Reports -	14				
** Turtle Season/ATV key					

Town of Briny Breezes
August 1-26, 2015

Type	Total	Days- Lt. Wohlfiel	Days- Sgt. Stang	Nights- Sgt. Roy	Nights-Sgt. Hallahan
14 - Information	2	2			
13P - Suspicious Person/s	1	1			
13V - Suspicious Vehicle	2	1		1	
22 - Disturbance	1	1			
30 - Theft	1		1		
48 - Open Door	2			2	
51 - Trespass	1	1			
66 - Civil Matter	2	1		1	
67 - Accidental Injury	1	1			
68 - Police Service Call	1		1		
70 - Animal Complaint	1	1			
72 - Lost/Found Property	1	1			
73 - Medical Call	2	1			1
76 - Assist Other Agency	1		1		
88 - FPL Assist	4			2	2
90 - Illegal Parking	7	6	1		
92 - Traffic Light Problems	0				
10-108 Foot Patrol	1	1			
BCHK - Beach Patrol	0				
BBCK Briny Business Checks	25			12	13
FUP - Follow Up	1	1			
Total Calls for Service	57	19	4	18	16
DC - Districk Checks	224				
Total Calls w/ DC's	281				
OTHER ACTIVITY					
<u>Traffic</u>					
Citations	0	0	0	0	0
Written Warnings	0	0	0	0	0
Parking Tickets	7	7	0	0	0

Unit	Veh Year	Patrol Vehicle Mileage			Engine Hours	Engine Miles **	Total Wear Miles	Repairs/Month	Repairs/FYTD	Replace *
		Start	End	Total						
561	2014	15267	15941	674	140	4620	20561	0.00	150.00	FY2017/18
562	2013	45448	46885	1437	8441	278553	325438	0.00	893.18	FY2016/17
563	2011	73116	74712	1596	7157	236181	310893	0.00	1,587.81	FY2015/16
564	2014	18141	19397	1256	3312	109296	128693	0.00	170.00	FY2017/18
565	2011	78899	80208	1309	6536	215688	295896	385.68	1,450.64	FY2014/15
566	2011	79869	81052	1183	7200	237600	318652	75.00	1,768.27	FY2014/15
567	2008	84442	84797	355	307	10131	94928	0.00	649.14	FY2015/16
Polaris-ATV	2014	1560	1884	324	271	8943	10827	423.65	1,124.40	FY2017/18
Suzuki - ATV	2006	4576	4644	68	193	6369	11013	0.00	2520.21	FY2015/16
			Totals:	8202				\$884.33	\$10,313.65	
Unit	Driver	Driver	Driver							
561	515							* "Replace" : Since 2010, each new vehicle		
562	502	526						purchased for Patrol use has come with an		
563	509	522						extended 5-year Warranty. As such, the "life"		
564	518	528						of these vehicles can be extended to 4 years;		
565	520	534						as any major repair would be covered.		
566	444	476	530	537				** "Engine Miles" : Per Automotive Industry Standards,		
567	513							idle time causes engine wear equivalent to being driven.		
								Per Ford, that equivalent is 33 miles per hour; which is		
Rev 01/01/15								reflected in this report.		

Boynton Beach Fire Rescue

OR Average Elapsed Time by District/Inc. Type

**Alarm Date Between {08/01/2015} And {08/31/2015}
and District In "5 " ,"6 " ,"6H "**

5

Incident	Alarm Date & Time		Arrival Date & Time		Stn	Shift	Elapsed Time
	Disp. Rcvd Date & Time		Address				
321 EMS call, excluding vehicle accident with injury							
15-008227	08/08/2015	16:38:22	08/08/2015	16:43:34	4	B	00:07:36
	08/08/2015	16:35:58	N OCEAN BLVD				
15-008399	08/14/2015	00:54:42	08/14/2015	01:02:54	5	A	00:09:53
	08/14/2015	00:53:01	QUANTUM LAKES DR				
15-008487	08/17/2015	10:09:05	08/17/2015	10:14:32	4	B	00:07:09
	08/17/2015	10:07:23	N OCEAN BLVD /C				
15-008493	08/17/2015	11:51:20	08/17/2015	11:58:17	4	B	00:09:34
	08/17/2015	11:48:43	CEDAR DR /CD				
15-008802	08/26/2015	10:19:54	08/26/2015	10:24:07	1	B	00:07:23
	08/26/2015	10:16:44	FAYETTE DR /E				
15-008944	08/30/2015	10:47:56	08/30/2015	10:52:46	4	C	00:08:05
	08/30/2015	10:44:41	N OCEAN BLVD /12-202				
Average Elapsed Time for District/Incident Type							8.28
745 Alarm system activation, no fire - unintentional							
15-008028	08/02/2015	16:01:23	08/02/2015	16:07:59	4	B	00:07:33
	08/02/2015	16:00:26	HERSEY DR				
Average Elapsed Time for District/Incident Type							7.55

Overall Average Elapsed Time for District in Decimal Minutes 8.17

6

Incident	Alarm Date & Time		Arrival Date & Time		Stn	Shift	Elapsed Time
	Disp. Rcvd Date & Time		Address				
321 EMS call, excluding vehicle accident with injury							
15-008069	08/03/2015	22:02:47	08/03/2015	22:07:50	1	C	00:06:38
	08/03/2015	22:01:12	HARBOR DR N				
15-008094	08/04/2015	16:40:49	08/04/2015	16:47:03	5	A	00:07:41
	08/04/2015	16:39:22	HUDSON AVE				
15-008243	08/09/2015	07:45:38	08/09/2015	07:50:16	1	C	00:07:39
	08/09/2015	07:42:37	N OCEAN BLVD /4				
15-008320	08/11/2015	14:16:14	08/11/2015	14:22:16	1	B	00:06:55
	08/11/2015	14:15:21	OLD OCEAN BLVD				
15-008523	08/18/2015	06:27:51	08/18/2015	06:37:08	1	B	00:10:26
	08/18/2015	06:26:42	N OCEAN BLVD				

Boynton Beach Fire Rescue

OR Average Elapsed Time by District/Inc. Type

**Alarm Date Between {08/01/2015} And {08/31/2015}
and District In "5 " ,"6 " ,"6H "**

6

Incident	Alarm Date & Time	Arrival Date & Time	Stn	Shift	Elapsed Time
	Disp. Rcvd Date & Time	Address			
321 EMS call, excluding vehicle accident with injury					
15-008553	08/18/2015 18:27:21	08/18/2015 18:33:52	1	C	00:08:31
	08/18/2015 18:25:21	N OCEAN BLVD /405			
15-008632	08/21/2015 05:13:35	08/21/2015 05:22:45	1	B	00:10:24
	08/21/2015 05:12:21	BEACHWAY N			
15-008697	08/23/2015 02:15:52	08/23/2015 02:23:38	1	A	00:10:09
	08/23/2015 02:13:29	N OCEAN BLVD /304			
15-008838	08/27/2015 12:34:00	08/27/2015 12:37:59	4	C	00:04:50
	08/27/2015 12:33:09	HARBOR DR N			
15-008998	08/31/2015 18:08:43	08/31/2015 18:16:11	1	A	00:09:49
	08/31/2015 18:06:22	N OCEAN BLVD /4			
Average Elapsed Time for District/Incident Type					8.30
600 Good intent call, Other					
15-008905	08/29/2015 10:11:06	08/29/2015 10:19:31	1	B	00:10:14
	08/29/2015 10:09:17	ISLAND DR S			
Average Elapsed Time for District/Incident Type					10.23
700 False alarm or false call, Other					
15-007975	08/01/2015 12:28:37	08/01/2015 12:35:26	1	A	00:07:53
	08/01/2015 12:27:33	INLET CAY DR			
15-008012	08/02/2015 08:23:17	08/02/2015 08:30:10	1	B	00:08:18
	08/02/2015 08:21:52	N OCEAN BLVD /210			
Average Elapsed Time for District/Incident Type					8.09
730 System malfunction, Other					
15-008723	08/24/2015 00:32:40	08/24/2015 00:39:30	1	B	00:08:11
	08/24/2015 00:31:19	N OCEAN BLVD /14			
Average Elapsed Time for District/Incident Type					8.18

Overall Average Elapsed Time for District in Decimal Minutes 8.40

6H

Incident	Alarm Date & Time	Arrival Date & Time	Stn	Shift	Elapsed Time
	Disp. Rcvd Date & Time	Address			
321 EMS call, excluding vehicle accident with injury					
15-008388	08/13/2015 17:19:01	08/13/2015 17:26:32	1	A	00:09:29
	08/13/2015 17:17:03	N OCEAN BLVD /405			

Boynton Beach Fire Rescue

OR Average Elapsed Time by District/Inc. Type

Alarm Date Between {08/01/2015} And {08/31/2015}
and District In "5 " ,"6 " ,"6H "

Average Elapsed Time for District/Incident Type	9.48
---	------

Overall Average Elapsed Time for District in Decimal Minutes 9.48

Total Incident Count:22

Overall Average Elapsed Time, Decimal Minutes: 8.38

Boynton Beach Fire Rescue

Incident List by Street Address

**Alarm Date Between {08/01/2015} And {08/31/2015}
and District In "5 " ,"6 " ,"6H "**

Incident-Exp#	Alm Date	Alm Time	Location	Incident Type
15-008632-000	08/21/2015	05:13:35	BEACHWAY N	321 EMS call, excluding vehicle
15-008493-000	08/17/2015	11:51:20	CEDAR DR /CD	321 EMS call, excluding vehicle
15-008802-000	08/26/2015	10:19:54	FAYETTE DR /E	321 EMS call, excluding vehicle
15-008838-000	08/27/2015	12:34:00	HARBOR DR N	321 EMS call, excluding vehicle
15-008069-000	08/03/2015	22:02:47	HARBOR DR N	321 EMS call, excluding vehicle
15-008028-000	08/02/2015	16:01:23	HERSEY DR	745 Alarm system activation, no
15-008094-000	08/04/2015	16:40:49	HUDSON AVE	321 EMS call, excluding vehicle
15-007975-000	08/01/2015	12:28:37	INLET CAY DR	700 False alarm or false call, O
15-008905-000	08/29/2015	10:11:06	ISLAND DR S	600 Good intent call, Other
15-008227-000	08/08/2015	16:38:22	N OCEAN BLVD	321 EMS call, excluding vehicle
15-008487-000	08/17/2015	10:09:05	N OCEAN BLVD /C	321 EMS call, excluding vehicle
15-008944-000	08/30/2015	10:47:56	N OCEAN BLVD /12-202	321 EMS call, excluding vehicle
15-008523-000	08/18/2015	06:27:51	N OCEAN BLVD	321 EMS call, excluding vehicle
15-008998-000	08/31/2015	18:08:43	N OCEAN BLVD /4	321 EMS call, excluding vehicle
15-008243-000	08/09/2015	07:45:38	N OCEAN BLVD /4	321 EMS call, excluding vehicle
15-008012-000	08/02/2015	08:23:17	N OCEAN BLVD /210	700 False alarm or false call, O
15-008714-000	08/23/2015	17:50:46	N OCEAN BLVD	611 Dispatched & cancelled en ro
15-008723-000	08/24/2015	00:32:40	N OCEAN BLVD /14	730 System malfunction, Other
15-008697-000	08/23/2015	02:15:52	N OCEAN BLVD /304	321 EMS call, excluding vehicle
15-008553-000	08/18/2015	18:27:21	N OCEAN BLVD /405	321 EMS call, excluding vehicle
15-008388-000	08/13/2015	17:19:01	N OCEAN BLVD /405	321 EMS call, excluding vehicle
15-008320-000	08/11/2015	14:16:14	OLD OCEAN BLVD	321 EMS call, excluding vehicle

Total Incident Count 22

Boynton Beach Fire Rescue

OR List Times by Unit

**Alarm Date Between {08/01/2015} And {08/31/2015}
and District In "5 " ,"6 " ,"6H "**

Incident	Date	Response Code	Disp Notif Time	Unit Notif Time	Rollout Time	Arrival Time	Fire	EMS
L104 Ladder at Station 4								
15-008028	08/02/2015	2 Non-emergency	16:00:26	16:01:23	16:03:02	16:07:59		
15-008094	08/04/2015	1 Emergency	16:39:22	16:40:49	16:41:57	16:47:03		X
15-008553	08/18/2015	C Cancelled	18:25:21	18:29:27	18:30:02	18:36:53		X
Subtotal Responses:		3						
R104 Rescue at Station 4								
15-008227	08/08/2015	1 Emergency	16:35:58	16:38:22	16:39:22	16:43:34		X
15-008487	08/17/2015	1 Emergency	10:07:23	10:09:05	10:10:23	10:14:32		X
15-008493	08/17/2015	1 Emergency	11:48:43	11:51:20	11:52:46	11:58:17		X
15-008553	08/18/2015	C Cancelled	18:25:21	18:28:59		: :		X
15-008838	08/27/2015	1 Emergency	12:33:09	12:34:00	12:34:34	12:37:59		
15-008944	08/30/2015	1 Emergency	10:44:41	10:47:56	10:48:59	10:52:46		X
Subtotal Responses:		6						
R105 Rescue at Station 5								
15-008094	08/04/2015	1 Emergency	16:39:22	16:44:07	16:46:54	16:49:11		X
15-008399	08/14/2015	1 Emergency	00:53:01	00:54:52	00:54:54	01:02:54		X
Subtotal Responses:		2						
TF101 Task Force Station 1								
15-007975	08/01/2015	1 Emergency	12:27:33	12:28:37	12:29:35	12:35:26		
15-008012	08/02/2015	2 Non-emergency	08:21:52	08:23:17	08:24:36	08:30:10		
15-008069	08/03/2015	1 Emergency	22:01:12	22:02:47	22:03:22	22:08:50		X
15-008243	08/09/2015	1 Emergency	07:42:37	07:45:38	07:46:48	07:52:16		X
15-008320	08/11/2015	1 Emergency	14:15:21	14:16:14	14:18:11	14:22:16		X
15-008388	08/13/2015	1 Emergency	17:17:03	17:19:01	17:20:16	17:26:32		X
15-008523	08/18/2015	1 Emergency	06:26:42	06:27:51	06:29:38	06:37:08		X
15-008553	08/18/2015	1 Emergency	18:25:21	18:27:21	18:28:21	18:33:52		X
15-008632	08/21/2015	1 Emergency	05:12:21	05:13:35	05:15:09	05:22:45		X
15-008697	08/23/2015	1 Emergency	02:13:29	02:15:52	02:17:20	02:23:38		X
15-008714	08/23/2015	C Cancelled	17:47:10	17:50:46	17:52:02	: :		
15-008723	08/24/2015	1 Emergency	00:31:19	00:32:40	00:34:54	00:39:30		
15-008802	08/26/2015	1 Emergency	10:16:44	10:19:54	10:19:54	10:24:07		X
15-008905	08/29/2015	2 Non-emergency	10:09:17	10:11:06	10:11:43	10:19:31		
15-008998	08/31/2015	1 Emergency	18:06:22	18:08:43	18:10:00	18:16:11		X

Boynton Beach Fire Rescue

OR List Times by Unit

Alarm Date Between {08/01/2015} And {08/31/2015}
and District In "5 " ,"6 " ,"6H "

Incident	Date	Response Code	Disp Notif Time	Unit Notif Time	Rollout Time	Arrival Time	Fire	EMS
Subtotal Responses:		15						
