


CAD Events By Organization

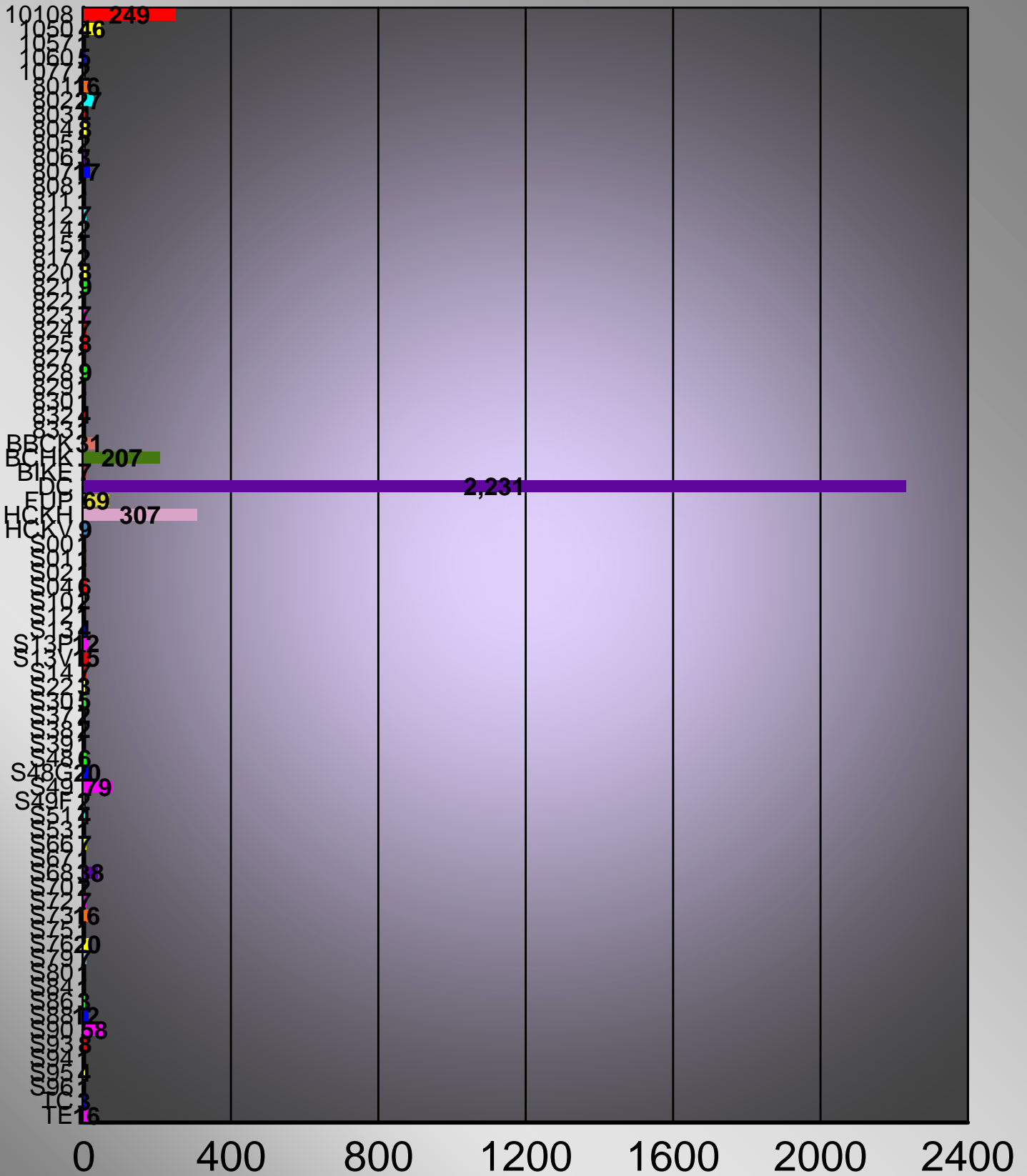


04/02/2015

CAD Calls For Service By Organization

Police	3694
---------------	-------------

CAD Events By Type



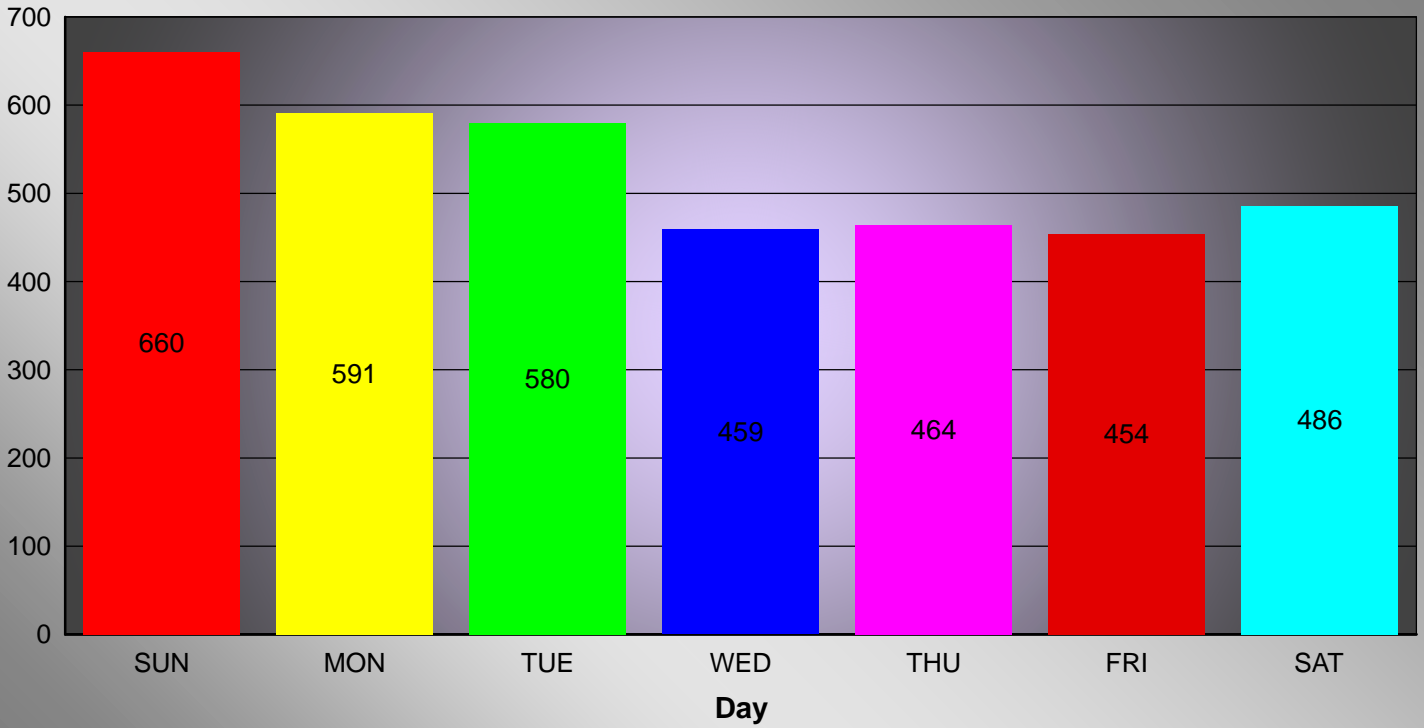
CAD Calls For Service By Type

Department	Signal	Description	Number of Calls
POLICE	10108	ON FOOT W/ PORTABLE	249
POLICE	1050	TRAFFIC STOP	46
POLICE	1057	AT FIREARMS RANGE	1
POLICE	1060	ASSIST TO MOTORIST	5
POLICE	1077	COURT	2
POLICE	801	VTC PERMITS (BUILDING)	16
POLICE	802	VTC T.H. REGISTRATION	27
POLICE	803	VTC OVERGROWN LOT	4
POLICE	804	VTC SIGNS (ALL)	8
POLICE	805	VTC SOLICIT W/O PERMIT (DOOR TO DOC	2
POLICE	806	VTC WORKING WHEN NOT PERMITTED	3
POLICE	807	VTC TRASH/GARBAGE	17
POLICE	808	VTC BOATS	1
POLICE	811	VTC TRAILERS	1
POLICE	812	VTC TRUCKS/COMMERCIAL VEHICLES	7
POLICE	814	VTC OVERNIGHT PARKING ON STREET	2
POLICE	815	VTC PARKING ON VACANT LOT	1
POLICE	817	VTC RENTAL REGISTRATION 30-157	2
POLICE	820	VTC ANIMALS ON BEACH	8
POLICE	821	VTC DOGS AT LARGE	9
POLICE	822	VTC BARKING DOGS	1
POLICE	823	VTC CONSTRUCTION SITE	7
POLICE	824	VTC ALL OTHER	7
POLICE	825	VTC WATER VIOLATION	8
POLICE	827	VTC FIRE ON BEACH	1
POLICE	828	VTC TURTLE LIGHTS	9
POLICE	829	VTC TREES IN WIRES	1
POLICE	830	VTC WHITEFLY	1
POLICE	832	VTC SLEEPING OUTDOORS	4
POLICE	833	VTC CUTTING NATURAL VEGETATION	1
POLICE	BBCK	BRINY BREEZES BUILDING CHECK	31
POLICE	BCHK	BEACH PATROL	207
POLICE	BIKE	BIKE PATROL	7
POLICE	DC	DISTRICT CHECK	2231
POLICE	FUP	FOLLOW-UP	69
POLICE	HCKH	HOUSE CHECK HAND	307
POLICE	HCKV	HOUSE CHECK VISUAL	9
POLICE	S00	ARMED AND/OR CAUTION	1
POLICE	S01	DRUNK DRIVER	1
POLICE	S02	DRUNK PEDESTRIAN	1
POLICE	S04	AUTO ACCIDENT	6
POLICE	S10	STOLEN VEHICLE	2
POLICE	S12	RECKLESS DRIVER	1

CAD Calls For Service By Type

Department	Signal	Description	Number of Calls
POLICE	S13	SUSPICIOUS INCIDENT	4
POLICE	S13P	SUSPICIOUS PERSON	12
POLICE	S13V	SUSPICIOUS VEHICLE	15
POLICE	S14	INFORMATION	7
POLICE	S22	DISTURBANCE	3
POLICE	S30	THEFT	5
POLICE	S37	JUVENILE TROUBLE	2
POLICE	S38	DOMESTIC	2
POLICE	S39	NEIGHBOR TROUBLE	1
POLICE	S48	OPEN DOOR	6
POLICE	S48G	OPEN GARAGE DOOR	20
POLICE	S49	ALARM	79
POLICE	S49F	FIRE ALARM	2
POLICE	S51	TRESPASS	4
POLICE	S53	EMBEZZLEMENT/FRAUD	1
POLICE	S66	CIVIL MATTER	7
POLICE	S67	ACCIDENTAL INJURY	1
POLICE	S68	POLICE SERVICE CALL	38
POLICE	S70	ANIMAL COMPLAINT	2
POLICE	S72	LOST/FOUND PROPERTY	7
POLICE	S73	MEDICAL CALL	16
POLICE	S75	ILLEGAL DUMPING	1
POLICE	S76	ASSIST OTHER DEPARTMENT	20
POLICE	S79	911 PRANK/FALSE/ACCID CALL	7
POLICE	S80	UNWANTED GUEST	1
POLICE	S84	WELFARE CHECK	1
POLICE	S86	LOUD NOISE/MUSIC	3
POLICE	S88	FLORIDA POWER LIGHT ASSIST	12
POLICE	S90	ILLEGAL PARKING	58
POLICE	S93	STREET OR TRAFFIC SIGNS	8
POLICE	S94	BOAT IN DISTRESS	1
POLICE	S95	TRAFFIC INCIDENT	4
POLICE	S96	PROPERTY DAMAGE	1
POLICE	TC	TRAFFIC CONTROL	3
POLICE	TE	TRAFFIC ENFORCEMENT	16

CAD Calls For Service By Day

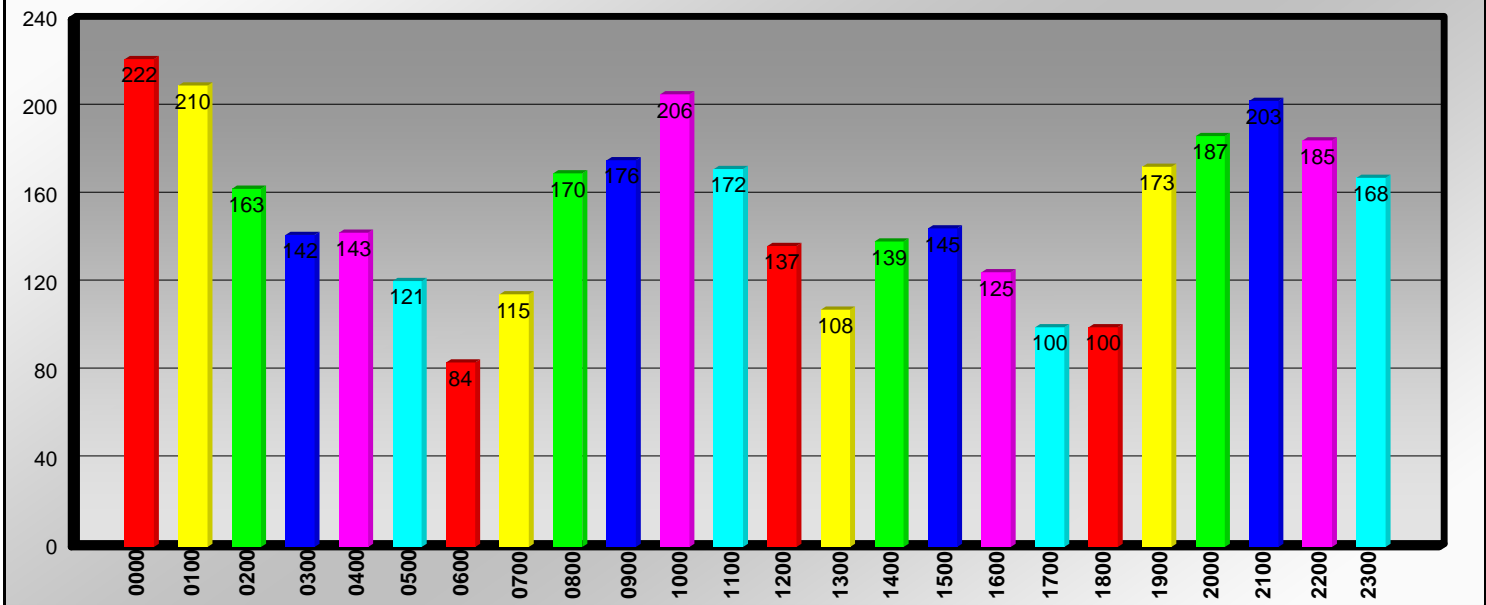


04/02/2015

CAD Calls For Service By Day

SUN	660
MON	591
TUE	580
WED	459
THU	464
FRI	454
SAT	486

Call for Service By Hour



04/02/2015

CAD Calls For Service By Hour SQL

Hour: 0000 Number of Calls: 222

Hour: 0100 Number of Calls: 210

Hour: 0200 Number of Calls: 163

Hour: 0300 Number of Calls: 142

Hour: 0400 Number of Calls: 143

Hour: 0500 Number of Calls: 121

Hour: 0600 Number of Calls: 84

Hour: 0700 Number of Calls: 115

Hour: 0800 Number of Calls: 170

Hour: 0900 Number of Calls: 176

Hour: 1000 Number of Calls: 206

Hour: 1100 Number of Calls: 172

Hour: 1200 Number of Calls: 137

Hour: 1300 Number of Calls: 108

Hour: 1400 Number of Calls: 139

CAD Calls For Service By Hour SQL

Hour: 1500 Number of Calls: 145

Hour: 1600 Number of Calls: 125

Hour: 1700 Number of Calls: 100

Hour: 1800 Number of Calls: 100

Hour: 1900 Number of Calls: 173

Hour: 2000 Number of Calls: 187

Hour: 2100 Number of Calls: 203

Hour: 2200 Number of Calls: 185

Hour: 2300 Number of Calls: 168

ORPD Other Activity:					
Type	Total	Days- Lt. Hutchins	Days- Lt. Hutchins	Days-Sgt. Wohlfiel	Nights-Sgt. Hallahan
<u>Traffic</u>					
Citations	25	4	5	4	12
Written Warnings	31	10	6	7	8
Parking Tickets	43	35	5	1	2
<u>Arrests:</u>					
S19 Felony	0	0	0	0	0
S18 Misdemeanor	3	0	1	1	1
<u>Telephone Calls Handled by Dispatch:</u>					
<u>March 2015</u>		<u>Year to Date</u>			
9-1-1	76	216			
Incoming/Non-Emergency	772	2301			
Outgoing/Non-Emergency	492	1385			
PBX (Internal Town Hall)	273	825			
Total:	1613	4727			
<u>Walk-Ins Handled by Dispatch:</u>					
All	275	623			
After Business Hours	138	270			
Top 5 Services Provided:					
Visitors/Information -	97				
Issue Keys ** -	68				
Crime/Incident Reports -	37				
Vendors -	28				
Vehicle Decal/Pet Tag -	16				
** Turtle Season/ATV key					

**Town of Briny Breezes
March 2015**

Type	Total	Days- Lt. Hutchins	Days- Lt. Hutchins	Nights- Sgt. Wohlfiel	Nights-Sgt. Hallahan
4 - Auto Accident	1	1			
13 - Suspicious Person/s	1	1			
13 - Suspicious Vehicle	1				1
22 - Disturbance	1				1
48 - Open Door	4			3	1
49 - Alarm	1			1	
51 - Trespass	2	1			1
68 - Police Service Call	4	2			2
73 - Medical Call	2			2	
79 - Prank/False/Accid Call	1	1			
84 - Welfare Check	1				1
86 - Loud Noise/Music	1			1	
88 - FPL Assist	5			3	2
90 - Illegal Parking	12	6	2		4
10-108 Foot Patrol	8	1		4	3
BCHK - Beach Patrol	0				
BBCK Briny Business Checks	31			16	15
FUP - Follow Up	1	1			
Total Calls for Service	77	14	2	30	31
DC - Districk Checks	299				
Total Calls w/ DC's	376				
OTHER ACTIVITY					
<u>Traffic</u>					
Citations	2	0	0	0	2
Written Warnings	1	1	0	0	0
Parking Tickets	2	1	1	0	0

Unit	Veh Year	Patrol Vehicle Mileage			Engine Hours	Engine Miles **	Total Wear Miles	Repairs/Month	Repairs/FYTD	Replace *
		Start	End	Total						
561	2014	10746	11643	897	103	3399	15042	0.00	75.00	FY2017/18
562	2013	37325	39077	1752	7012	231396	270473	573.23	648.23	FY2016/17
563	2011	65908	67506	1598	6482	213906	281412	75.00	150.00	FY2015/16
564	2014	12833	13739	906	2249	74217	87956	0.00	85.00	FY2017/18
565	2011	72336	73626	1290	5986	197538	271164	75.00	150.00	FY2014/15
566	2011	74117	75737	1620	6716	221628	297365	75.00	538.41	FY2014/15
567	2008	81380	815978	734598	279	9207	825185	0.00	0.00	FY2015/16
Polaris-ATV	2014	1102	1248	146	179	5907	7155	0.00	700.75	FY2017/18
Suzuki - ATV	2006	4436	4462	26	193	6369	10831	0.00	0.00	FY2015/16
			Totals:	742833				\$798.23	\$2,347.39	
Unit	Driver	Driver	Driver							
561	515							* "Replace" : Since 2010, each new vehicle		
562	502	526						purchased for Patrol use has come with an		
563	509	522						extended 5-year Warranty. As such, the "life"		
564	518	528						of these vehicles can be extended to 4 years;		
565	520	534						as any major repair would be covered.		
566	444	476	530	537				** "Engine Miles" : Per Automotive Industry Standards,		
567	513							idle time causes engine wear equivalent to being driven.		
								Per Ford, that equivalent is 33 miles per hour; which is		
Rev 01/01/15								reflected in this report.		

Boynton Beach Fire Rescue

OR Average Elapsed Time by District/Inc. Type

**Alarm Date Between {03/01/2015} And {03/31/2015}
and District In "5 " "6 " "6H "**

5

Incident	Alarm Date & Time	Arrival Date & Time	Stn	Shift	Elapsed Time
	Disp. Rcvd Date & Time	Address			
321 EMS call, excluding vehicle accident with injury					
15-002372	03/02/2015 20:38:10	03/02/2015 20:42:52	4	B	00:07:47
	03/02/2015 20:35:05	N OCEAN BLVD /103			
15-002964	03/17/2015 18:30:34	03/17/2015 18:32:51	4	B	00:03:04
	03/17/2015 18:29:47	HERSEY DR & N OCEAN BLVD			
15-003204	03/23/2015 16:29:30	03/23/2015 16:34:45	4	B	00:06:13
	03/23/2015 16:28:32	PALM DR /H			
15-003209	03/23/2015 19:22:02	03/23/2015 19:27:26	4	B	00:07:22
	03/23/2015 19:20:04	MALLARD DR /U			
Average Elapsed Time for District/Incident Type					6.11
323 Motor vehicle/pedestrian accident (MV Ped)					
15-002350	03/02/2015 11:42:27	03/02/2015 11:43:24	4	B	00:02:17
	03/02/2015 11:41:07	E WOOLBRIGHT RD & N OCEAN BLVD			
Average Elapsed Time for District/Incident Type					2.28
611 Dispatched & cancelled en route					
15-002853	03/14/2015 14:36:06	03/14/2015 14:36:06	4	B	00:02:35
	03/14/2015 14:33:31	OLD OCEAN BLVD			
Average Elapsed Time for District/Incident Type					2.58
700 False alarm or false call, Other					
15-003378	03/27/2015 20:22:35	03/27/2015 20:27:55	4	C	00:06:37
	03/27/2015 20:21:18	HERSEY DR			
Average Elapsed Time for District/Incident Type					6.62
Overall Average Elapsed Time for District in Decimal Minutes 5.13					

6

Incident	Alarm Date & Time	Arrival Date & Time	Stn	Shift	Elapsed Time
	Disp. Rcvd Date & Time	Address			
100 Fire, Other					
15-002626	03/08/2015 07:47:02	03/08/2015 07:56:01	1	B	00:10:20
	03/08/2015 07:45:41	N OCEAN BLVD			
Average Elapsed Time for District/Incident Type					10.33
321 EMS call, excluding vehicle accident with injury					
15-002437	03/04/2015 09:41:11	03/04/2015 09:47:34	1	A	00:07:39
	03/04/2015 09:39:55	N OCEAN BLVD /22			

Boynton Beach Fire Rescue

OR Average Elapsed Time by District/Inc. Type

**Alarm Date Between {03/01/2015} And {03/31/2015}
and District In "5 " ,"6 " ,"6H "**

6

Incident	Alarm Date & Time	Arrival Date & Time	Stn	Shift	Elapsed Time
	Disp. Rcvd Date & Time	Address			
321 EMS call, excluding vehicle accident with injury					
15-002813	03/13/2015 12:56:12	03/13/2015 13:02:16	1	A	00:08:07
	03/13/2015 12:54:09	N OCEAN BLVD			
15-002854	03/14/2015 15:47:14	03/14/2015 15:47:14	4	B	00:01:30
	03/14/2015 15:45:44	N OCEAN BLVD			
15-002869	03/15/2015 04:57:11	03/15/2015 05:05:29	1	B	00:09:04
	03/15/2015 04:56:25	HARBOUR DR S			
15-002894	03/15/2015 17:57:48	03/15/2015 18:04:15	1	C	00:07:07
	03/15/2015 17:57:08	N OCEAN BLVD			
15-002972	03/18/2015 00:07:57	03/18/2015 00:14:09	1	B	00:08:10
	03/18/2015 00:05:59	N OCEAN BLVD /307			
15-003106	03/20/2015 19:30:34	03/20/2015 19:37:59	1	B	00:08:57
	03/20/2015 19:29:02	N OCEAN BLVD			
15-003118	03/21/2015 07:43:14	03/21/2015 07:47:56	1	C	00:07:07
	03/21/2015 07:40:49	N OCEAN BLVD /A3			
15-003143	03/21/2015 19:08:21	03/21/2015 19:12:32	1	C	00:06:44
	03/21/2015 19:05:48	N OCEAN BLVD /204			
15-003260	03/24/2015 23:12:23	03/24/2015 23:19:32	1	C	00:08:50
	03/24/2015 23:10:42	SPANISH RIVER DR			
15-003264	03/25/2015 00:50:51	03/25/2015 00:57:10	1	C	00:08:16
	03/25/2015 00:48:54	N OCEAN BLVD			
15-003499	03/30/2015 13:50:12	03/30/2015 13:54:58	1	C	00:06:57
	03/30/2015 13:48:01	56 RIVER DR			
Average Elapsed Time for District/Incident Type					7.37
322 Motor vehicle accident with injuries					
15-002784	03/12/2015 18:34:39	03/12/2015 18:40:35	1	C	00:06:59
	03/12/2015 18:33:36	N OCEAN BLVD			
Average Elapsed Time for District/Incident Type					6.98

Overall Average Elapsed Time for District in Decimal Minutes 7.56

6H

Incident	Alarm Date & Time	Arrival Date & Time	Stn	Shift	Elapsed Time
	Disp. Rcvd Date & Time	Address			

Boynton Beach Fire Rescue

OR Average Elapsed Time by District/Inc. Type

Alarm Date Between {03/01/2015} And {03/31/2015}
and District In "5 " ,"6 " ,"6H "

6H

Incident	Alarm Date & Time	Arrival Date & Time	Stn	Shift	Elapsed Time
	Disp. Rcvd Date & Time	Address			
321 EMS call, excluding vehicle accident with injury					
15-002705	03/10/2015 12:09:56	03/10/2015 12:29:44	1	A	00:21:58
	03/10/2015 12:07:46	N OCEAN BLVD /502			
Average Elapsed Time for District/Incident Type					21.97

Overall Average Elapsed Time for District in Decimal Minutes 21.97

Total Incident Count:22

Overall Average Elapsed Time, Decimal Minutes: 7.44

Boynton Beach Fire Rescue

OR List Times by Unit

**Alarm Date Between {03/01/2015} And {03/31/2015}
and District In "5 " ,"6 " ,"6H "**

Incident	Date	Response Code		Disp Notif Time	Unit Notif Time	Rollout Time	Arrival Time	Fire	EMS
L104 Ladder at Station 4									
15-002350	03/02/2015	C	Cancelled	11:41:07	11:42:27		: :		
15-002626	03/08/2015	1	Emergency	07:45:41	07:53:35	07:54:21	07:58:05	X	
15-002853	03/14/2015	C	Cancelled	14:33:31	14:36:06	14:36:06	14:36:06		
15-002964	03/17/2015	1	Emergency	18:29:47	18:30:34	18:31:00	18:32:51		
15-003204	03/23/2015	1	Emergency	16:28:32	16:29:30	16:30:58	16:34:45		X
15-003378	03/27/2015	2	Non-emergency	20:21:18	20:22:35	20:23:36	20:27:55		

Subtotal Responses: 6

R104 Rescue at Station 4

15-002350	03/02/2015	1	Emergency	11:41:07	11:42:27	11:43:00	11:43:24		X
15-002372	03/02/2015	1	Emergency	20:35:05	20:38:10	20:40:15	20:42:52		X
15-002626	03/08/2015	1	Emergency	07:45:41	07:54:02	07:54:35	07:58:09	X	
15-002853	03/14/2015	C	Cancelled	14:33:31	14:36:20	14:37:11	14:37:11		
15-002854	03/14/2015	1	Emergency	15:45:44	15:49:03	15:49:20	15:56:26		X
15-002894	03/15/2015	1	Emergency	17:57:08	17:58:55	18:00:52	18:05:18		X
15-002964	03/17/2015	1	Emergency	18:29:47	18:31:42	18:31:49	: :		
15-003209	03/23/2015	1	Emergency	19:20:04	19:22:02	19:24:26	19:27:26		X

Subtotal Responses: 8

R105 Rescue at Station 5

15-002854	03/14/2015	C	Cancelled	15:45:44	15:47:14	15:47:14	15:47:14		
-----------	------------	---	-----------	----------	----------	----------	----------	--	--

Subtotal Responses: 1

TF101 Task Force Station 1

15-002437	03/04/2015	1	Emergency	09:39:55	09:41:11	09:42:36	09:47:34		X
15-002626	03/08/2015	1	Emergency	07:45:41	07:47:02	07:51:37	07:56:01	X	
15-002705	03/10/2015	1	Emergency	12:07:46	12:09:56	12:12:02	12:29:44		X
15-002757	03/12/2015	C	Cancelled	04:31:38	04:32:37	04:35:00	: :		
15-002784	03/12/2015	1	Emergency	18:33:36	18:34:39	18:36:35	18:40:35		X
15-002813	03/13/2015	1	Emergency	12:54:09	12:56:12	12:56:43	13:02:16		X
15-002854	03/14/2015	1	Emergency	15:45:44	15:47:14	15:49:10	15:53:28		X
15-002869	03/15/2015	1	Emergency	04:56:25	04:57:11	04:59:45	05:05:29		X
15-002894	03/15/2015	1	Emergency	17:57:08	17:57:48	17:58:41	18:04:15		X
15-002972	03/18/2015	1	Emergency	00:05:59	00:07:57	00:10:25	00:14:09		X
15-003106	03/20/2015	1	Emergency	19:29:02	19:30:34	19:32:10	19:37:59		X
15-003118	03/21/2015	1	Emergency		07:43:14	07:44:37	07:47:56		X

Boynton Beach Fire Rescue

OR List Times by Unit

Alarm Date Between {03/01/2015} And {03/31/2015}
and District In "5 " ,"6 " ,"6H "

Incident	Date	Response Code	Disp Notif Time	Unit Notif Time	Rollout Time	Arrival Time	Fire	EMS
TF101 Task Force Station 1								
15-003143	03/21/2015	1 Emergency	19:05:48	19:08:21	19:10:59	19:15:32		X
15-003260	03/24/2015	1 Emergency	23:10:42	23:12:23	23:14:09	23:19:32		X
15-003264	03/25/2015	1 Emergency	00:48:54	00:50:51	00:52:22	00:57:10		X
15-003499	03/30/2015	1 Emergency	13:48:01	13:50:12	13:51:28	13:57:58		X
Subtotal Responses:		16						

Boynton Beach Fire Rescue

Incident List by Street Address

Alarm Date Between {03/01/2015} And {03/31/2015}
and District In "5 " ,"6 " ,"6H "

Incident-Exp#	Alm Date	Alm Time	Location	Incident Type
15-002757-000	03/12/2015	04:32:37	ADAMS RD	611 Dispatched & cancelled en ro
15-002869-000	03/15/2015	04:57:11	HARBOUR DR S	321 EMS call, excluding vehicle
15-003378-000	03/27/2015	20:22:35	HERSEY DR	700 False alarm or false call, O
15-003209-000	03/23/2015	19:22:02	MALLARD DR /U	321 EMS call, excluding vehicle
15-002372-000	03/02/2015	20:38:10	N OCEAN BLVD /103	321 EMS call, excluding vehicle
15-002784-000	03/12/2015	18:34:39	N OCEAN BLVD	322 Motor vehicle accident with
15-002894-000	03/15/2015	17:57:48	N OCEAN BLVD	321 EMS call, excluding vehicle
15-003118-000	03/21/2015	07:43:14	N OCEAN BLVD /A3	321 EMS call, excluding vehicle
15-002854-000	03/14/2015	15:47:14	N OCEAN BLVD	321 EMS call, excluding vehicle
15-003264-000	03/25/2015	00:50:51	N OCEAN BLVD	321 EMS call, excluding vehicle
15-002972-000	03/18/2015	00:07:57	N OCEAN BLVD /307	321 EMS call, excluding vehicle
15-002437-000	03/04/2015	09:41:11	N OCEAN BLVD /22	321 EMS call, excluding vehicle
15-003106-000	03/20/2015	19:30:34	N OCEAN BLVD	321 EMS call, excluding vehicle
15-002626-000	03/08/2015	07:47:02	N OCEAN BLVD	100 Fire, Other
15-002705-000	03/10/2015	12:09:56	N OCEAN BLVD /502	321 EMS call, excluding vehicle
15-003143-000	03/21/2015	19:08:21	N OCEAN BLVD /204	321 EMS call, excluding vehicle
15-002813-000	03/13/2015	12:56:12	N OCEAN BLVD	321 EMS call, excluding vehicle
15-002853-000	03/14/2015	14:36:06	OLD OCEAN BLVD	611 Dispatched & cancelled en ro
15-003204-000	03/23/2015	16:29:30	PALM DR /H	321 EMS call, excluding vehicle
15-003499-000	03/30/2015	13:50:12	RIVER DR	321 EMS call, excluding vehicle
15-003260-000	03/24/2015	23:12:23	SPANISH RIVER DR	321 EMS call, excluding vehicle
15-002350-000	03/02/2015	11:42:27	E WOOLBRIGHT RD & N OCEAN	323 Motor vehicle/pedestrian acc
15-002964-000	03/17/2015	18:30:34	HERSEY DR & N OCEAN BLVD	321 EMS call, excluding vehicle

Total Incident Count 23