


CAD Events By Organization

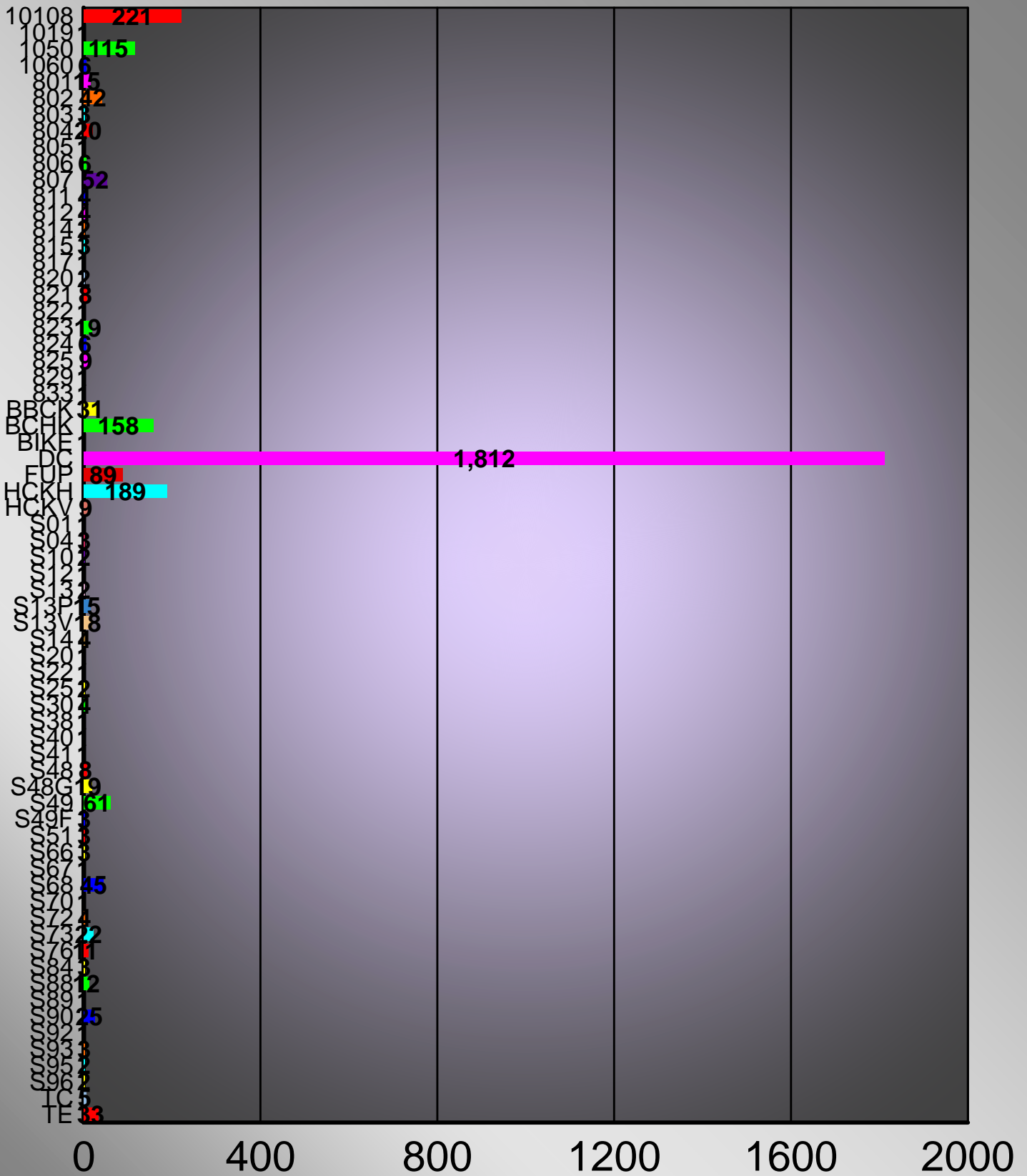


03/08/2016

CAD Calls For Service By Organization

Police	3157
---------------	-------------

CAD Events By Type



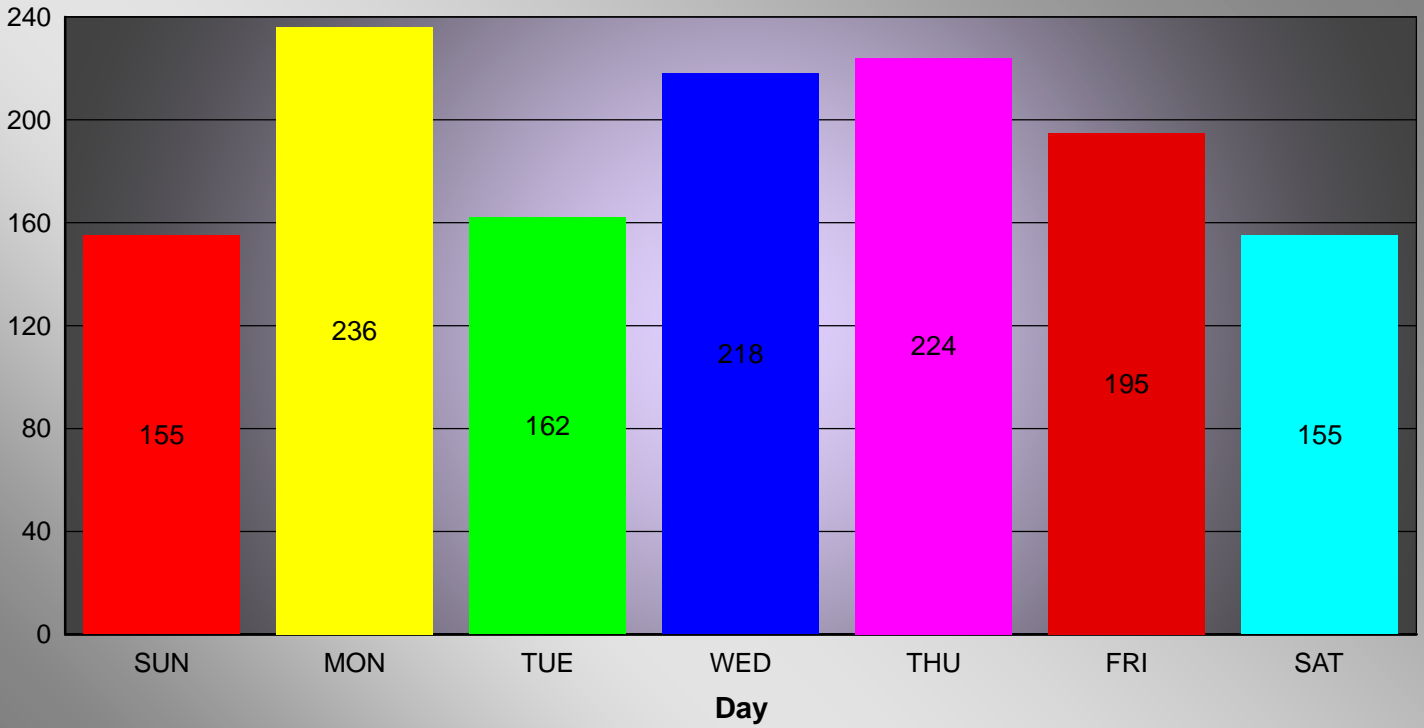
CAD Calls For Service By Type

Department	Signal	Description	Number of Calls
POLICE	10108	ON FOOT W/ PORTABLE	221
POLICE	1019	RETURN TO STATION	1
POLICE	1050	TRAFFIC STOP	115
POLICE	1060	ASSIST TO MOTORIST	6
POLICE	801	VTC PERMITS (BUILDING)	15
POLICE	802	VTC T.H. REGISTRATION	42
POLICE	803	VTC OVERGROWN LOT	3
POLICE	804	VTC SIGNS (ALL)	20
POLICE	805	VTC WORKING WHEN NOT PERMITTED	1
POLICE	806	VTC WORKING WHEN NOT PERMITTED	6
POLICE	807	VTC TRASH/GARBAGE	52
POLICE	811	VTC TRAILERS	4
POLICE	812	VTC TRUCKS/COMMERCIAL VEHICLES	4
POLICE	814	VTC OVERNIGHT PARKING ON STREET	2
POLICE	815	VTC PARKING ON VACANT LOT	3
POLICE	817	VTC RENTAL REGISTRATION 30-157	1
POLICE	820	VTC ANIMALS ON BEACH	2
POLICE	821	VTC DOGS AT LARGE	8
POLICE	822	VTC BARKING DOGS	1
POLICE	823	VTC CONSTRUCTION SITE	19
POLICE	824	VTC ALL OTHER	6
POLICE	825	VTC WATER VIOLATION	9
POLICE	829	VTC TREES IN WIRES	1
POLICE	833	VTC CUTTING NATURAL VEGETATION	1
POLICE	BBCK	BRINY BREEZES BUILDING CHECK	31
POLICE	BCHK	BEACH PATROL	158
POLICE	BIKE	BIKE PATROL	1
POLICE	DC	DISTRICT CHECK	1812
POLICE	FUP	FOLLOW-UP	89
POLICE	HCKH	HOUSE CHECK HAND	189
POLICE	HCKV	HOUSE CHECK VISUAL	9
POLICE	S01	DRUNK DRIVER	1
POLICE	S04	AUTO ACCIDENT	3
POLICE	S10	STOLEN VEHICLE	2
POLICE	S12	RECKLESS DRIVER	1
POLICE	S13	SUSPICIOUS INCIDENT	2
POLICE	S13P	SUSPICIOUS PERSON	15
POLICE	S13V	SUSPICIOUS VEHICLE	18
POLICE	S14	INFORMATION	4
POLICE	S20	MENTALLY ILL PERSON	1
POLICE	S22	DISTURBANCE	1
POLICE	S25	FIRE/FD ASSIST	2
POLICE	S30	THEFT	4

CAD Calls For Service By Type

Department	Signal	Description	Number of Calls
POLICE	S38	DOMESTIC	1
POLICE	S40	CRIMINAL MISCHIEF	1
POLICE	S41	ROBBERY	1
POLICE	S48	OPEN DOOR	8
POLICE	S48G	OPEN GARAGE DOOR	19
POLICE	S49	ALARM	61
POLICE	S49F	FIRE ALARM	3
POLICE	S51	TRESPASS	3
POLICE	S66	CIVIL MATTER	3
POLICE	S67	ACCIDENTAL INJURY	1
POLICE	S68	POLICE SERVICE CALL	45
POLICE	S70	ANIMAL COMPLAINT	1
POLICE	S72	LOST/FOUND PROPERTY	4
POLICE	S73	MEDICAL CALL	22
POLICE	S76	ASSIST OTHER DEPARTMENT	11
POLICE	S84	WELFARE CHECK	3
POLICE	S88	FLORIDA POWER LIGHT ASSIST	12
POLICE	S89	ASSIST MOTORIST	1
POLICE	S90	ILLEGAL PARKING	25
POLICE	S92	TRAFFIC LIGHT PROBLEMS	1
POLICE	S93	STREET OR TRAFFIC SIGNS	3
POLICE	S95	TRAFFIC INCIDENT	2
POLICE	S96	PROPERTY DAMAGE	2
POLICE	TC	TRAFFIC CONTROL	5
POLICE	TE	TRAFFIC ENFORCEMENT	33

CAD Calls For Service By Day

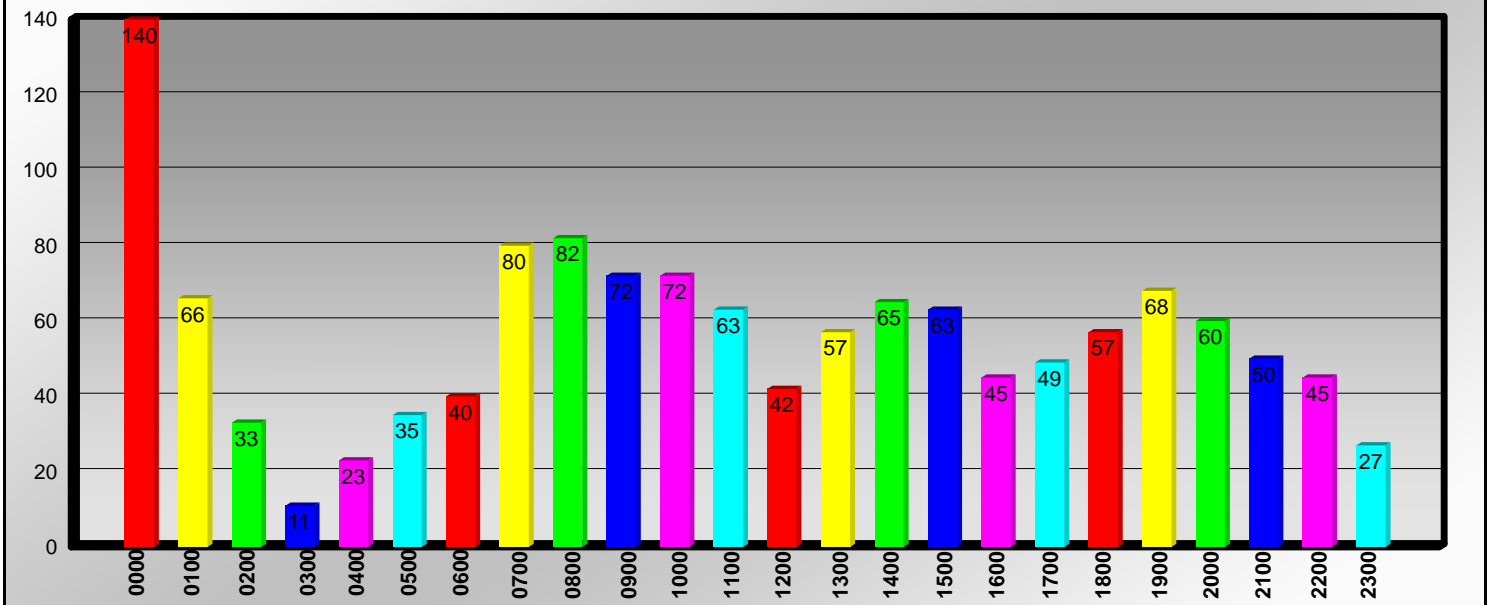


03/08/2016

CAD Calls For Service By Day

SUN	155
MON	236
TUE	162
WED	218
THU	224
FRI	195
SAT	155

Call for Service By Hour



03/08/2016

CAD Calls For Service By Hour SQL

Hour: 0000 Number of Calls: 140

Hour: 0100 Number of Calls: 66

Hour: 0200 Number of Calls: 33

Hour: 0300 Number of Calls: 11

Hour: 0400 Number of Calls: 23

Hour: 0500 Number of Calls: 35

Hour: 0600 Number of Calls: 40

Hour: 0700 Number of Calls: 80

Hour: 0800 Number of Calls: 82

Hour: 0900 Number of Calls: 72

Hour: 1000 Number of Calls: 72

Hour: 1100 Number of Calls: 63

Hour: 1200 Number of Calls: 42

Hour: 1300 Number of Calls: 57

Hour: 1400 Number of Calls: 65

CAD Calls For Service By Hour SQL

Hour: 1500	Number of Calls:	63
Hour: 1600	Number of Calls:	45
Hour: 1700	Number of Calls:	49
Hour: 1800	Number of Calls:	57
Hour: 1900	Number of Calls:	68
Hour: 2000	Number of Calls:	60
Hour: 2100	Number of Calls:	50
Hour: 2200	Number of Calls:	45
Hour: 2300	Number of Calls:	27

ORPD Other Activity:					
Type	Total	Days- Lt. Wohlfiel	Days- Sgt. Stang	Nights-Sgt. Roy	Nights-Sgt. Hallahan
<u>Traffic</u>					
Citations	65	23	38	0	4
Written Warnings	55	28	19	6	2
Parking Tickets	13	3	7	0	3
<u>Arrests:</u>					
S19 Felony	1	1	0	0	0
S18 Misdemeanor	6	1	3	1	1
<u>Telephone Calls Handled by Dispatch:</u>					
<u>February 2016</u>		<u>Year to Date</u>			
9-1-1	65	134			
Incoming/Non-Emergency	869	1826			
Outgoing/Non-Emergency	636	1216			
PBX (Internal Town Hall)	333	709			
Total:	1903	3885			
<u>Walk-Ins Handled by Dispatch:</u>					
All	133	301			
After Business Hours	55	128			
Top 5 Services Provided:					
Visitors/Information -	71				
Alarms -	19				
Vendors -	19				
Vehicle Decal/Pet Tags -	6				
Issue Keys** -	6				
** Turtle Season/ATV key					

**Town of Briny Breezes
February 2016**

Type	Total	Days- Lt. Wohlfiel	Days- Sgt. Stang	Nights- Sgt. Roy	Nights-Sgt. Hallahan
04 - Auto Accident	1	1			
13P - Suspicious Person	3			2	1
13V - Suspicious Vehicle	3		1	2	
14 - Information	2			2	
30 - Theft	2	2			
48 - Open Door	4			2	2
51 - Trespass	1		1		
66 - Civil Matter	2	2			
68 - Police Service	7	2	3		2
72 - Lost/Found Property	2		1	1	
73 - Medical Call	7	5	1	1	
76 - Assist Other Agency	3			2	1
88 - FPL Assist	5			3	2
90 - Illegal Parking	8	2	3	2	1
10-108 Foot Patrol	5	1		1	3
TC- Traffic Control	0				
BCHK - Beach Patrol	0				
BBCK Briny Business Checks	30			14	16
FUP - Follow Up	3	2	1		
Total Calls for Service	88	17	11	32	28
DC - Districk Checks	232				
Total Calls w/ DC's	320				
OTHER ACTIVITY					
<u>Traffic</u>					
Citations	3	1	2	0	0
Written Warnings	4	1	2	1	0
Parking Tickets	4	1	3	0	0

Unit	Veh Year	Patrol Vehicle Mileage			Engine Hours	Engine Miles **	Total Wear Miles	Repairs/Month	Repairs/FYTD	Replace *
		Start	End	Total						
561	2014	20328	21243	915	185	6105	27348	0.00	75.00	FY2017/18
562	2013	55429	57224	1795	10183	336039	393263	75.00	372.40	FY2016/17
563	2011	81485	82760	1275	7804	257532	340292	75.00	919.98	FY2015/16
564	2014	27358	28867	1509	4731	156123	184990	75.00	160.00	FY2017/18
565	2011	87063	88437	1374	7222	238326	326763	569.17	1,449.69	FY2014/15
566	2011	87936	89145	1209	7817	257961	347106	0.00	160.00	FY2014/15
567	2008	87516	88161	645	334	11022	99183	0.00	0.00	FY2015/16
Polaris-ATV	2014	2437	2530	93	372	12276	14806	261.30	261.30	FY2017/18
Honda - ATV	2016	132	158	26	18	594	752	247.40	247.40	FY2018/19
			Totals:	8841				\$1,302.87	\$3,645.77	
Unit	Driver	Driver	Driver							
561	515							* "Replace" : Since 2010, each new vehicle		
562	502	526						purchased for Patrol use has come with an		
563	509	522						extended 5-year Warranty. As such, the "life"		
564	518	528						of these vehicles can be extended to 4 years;		
565	520	534						as any major repair would be covered.		
566	444	476	530	537				** "Engine Miles" : Per Automotive Industry Standards,		
567	513							idle time causes engine wear equivalent to being driven.		
								Per Ford, that equivalent is 33 miles per hour; which is		
Rev 01/01/15								reflected in this report.		

Boynton Beach Fire Rescue

OR Average Elapsed Time by District/Inc. Type

**Alarm Date Between {02/01/2016} And {02/29/2016}
and District In "5 " "6 " "6H "**

5

Incident	Alarm Date & Time		Arrival Date & Time		Stn	Shift	Elapsed Time
	Disp. Rcvd Date & Time		Address				
321 EMS call, excluding vehicle accident with injury							
16-001251	02/01/2016	21:29:58	02/01/2016	21:34:05	4	B	00:09:29
	02/01/2016	21:24:36	N OCEAN BLVD				
16-001619	02/11/2016	12:31:18	02/11/2016	12:36:11	4	C	00:06:16
	02/11/2016	12:29:55	RUTHMARY AVE /F				
16-001831	02/16/2016	13:47:45	02/16/2016	13:51:46	4	B	00:05:40
	02/16/2016	13:46:06	NORTH HERON DR				
16-001875	02/17/2016	14:33:34	02/17/2016	14:38:25	4	C	00:07:33
	02/17/2016	14:30:52	N OCEAN BLVD /P-201				
16-001983	02/20/2016	09:51:51	02/20/2016	09:56:13	4	C	00:05:46
	02/20/2016	09:50:27	PALM DR /H				
16-002028	02/21/2016	09:34:49	02/21/2016	09:42:11	2	A	00:11:24
	02/21/2016	09:30:47	CEDAR DR /CD				
16-002089	02/22/2016	17:03:52	02/22/2016	17:11:11	4	B	00:10:22
	02/22/2016	17:00:49	MALLARD DR				
Average Elapsed Time for District/Incident Type							8.07
444 Power line down							
16-001815	02/16/2016	07:00:33	02/16/2016	07:06:43	4	A	00:07:14
	02/16/2016	06:59:29	SAILFISH LN				
Average Elapsed Time for District/Incident Type							7.23
445 Arcing, shorted electrical equipment							
16-001793	02/15/2016	18:22:48	02/15/2016	18:28:01	4	A	00:06:39
	02/15/2016	18:21:22	N OCEAN BLVD & TROPICAL DR				
Average Elapsed Time for District/Incident Type							6.65
510 Person in distress, Other							
16-001460	02/07/2016	06:37:53	02/07/2016	06:42:50	4	A	00:07:15
	02/07/2016	06:35:35	FAYETTE DR				
Average Elapsed Time for District/Incident Type							7.25
550 Public service assistance, Other							
16-001853	02/17/2016	02:08:09	02/17/2016	02:15:35	4	B	00:09:19
	02/17/2016	02:06:16	N OCEAN BLVD				
Average Elapsed Time for District/Incident Type							9.32
554 Assist invalid							
16-001882	02/17/2016	18:08:12	02/17/2016	18:14:33	4	C	00:09:44
	02/17/2016	18:04:49	MALLARD DR				

Boynton Beach Fire Rescue

OR Average Elapsed Time by District/Inc. Type

**Alarm Date Between {02/01/2016} And {02/29/2016}
and District In "5 " ,"6 " ,"6H "**

Average Elapsed Time for District/Incident Type							9.73
611 Dispatched & cancelled en route							
16-001816	02/16/2016	07:02:13	02/16/2016	07:02:13	4	A	00:02:15
	02/16/2016	06:59:58	N OCEAN BLVD & FAYETTE DR				
Average Elapsed Time for District/Incident Type							2.25
Overall Average Elapsed Time for District in Decimal Minutes 7.61							

6

Incident	Alarm Date & Time		Arrival Date & Time		Stn	Shift	Elapsed Time
	Disp. Rcvd Date & Time		Address				
321 EMS call, excluding vehicle accident with injury							
16-001303	02/03/2016	08:10:52	02/03/2016	08:10:52	4	A	00:03:22
	02/03/2016	08:07:30	N OCEAN BLVD				
16-001535	02/09/2016	06:47:13	02/09/2016	06:52:58		C	00:10:17
	02/09/2016	06:42:41	N OCEAN BLVD				
16-001677	02/12/2016	17:27:11	02/12/2016	17:32:52		A	00:10:25
	02/12/2016	17:22:27	N OCEAN BLVD				
16-001778	02/15/2016	09:59:32	02/15/2016	10:09:27		A	00:12:24
	02/15/2016	09:57:03	N OCEAN BLVD				
16-001840	02/16/2016	19:19:48	02/16/2016	19:27:07		B	00:08:23
	02/16/2016	19:18:44	N OCEAN BLVD /17				
16-001937	02/19/2016	10:00:54	02/19/2016	10:06:49	1	B	00:08:06
	02/19/2016	09:58:43	N OCEAN BLVD				
16-002247	02/26/2016	11:47:21	02/26/2016	11:53:39		C	00:08:17
	02/26/2016	11:45:22	N OCEAN BLVD				
16-002270	02/26/2016	21:39:42	02/26/2016	21:43:55		C	00:07:45
	02/26/2016	21:36:10	N OCEAN BLVD				
16-002340	02/28/2016	12:55:05	02/28/2016	13:01:27		B	00:08:19
	02/28/2016	12:53:08	N OCEAN BLVD				
16-002365	02/29/2016	01:57:48	02/29/2016	02:05:30		B	00:10:13
	02/29/2016	01:55:17	MARLIN DR				
Average Elapsed Time for District/Incident Type							8.75
500 Service Call, other							
16-001850	02/16/2016	22:41:37	02/16/2016	22:48:28	1	B	00:09:51
	02/16/2016	22:38:37	N OCEAN BLVD				
Average Elapsed Time for District/Incident Type							9.85

Boynton Beach Fire Rescue

OR Average Elapsed Time by District/Inc. Type

**Alarm Date Between {02/01/2016} And {02/29/2016}
and District In "5 " ,"6 " ,"6H "**

6

Incident	Alarm Date & Time	Arrival Date & Time	Stn	Shift	Elapsed Time
	Disp. Rcvd Date & Time	Address			
550 Public service assistance, Other					
16-001565	02/10/2016 00:38:42	02/10/2016 00:46:43	1	A	00:11:10
	02/10/2016 00:35:33	N OCEAN BLVD			
16-002008	02/20/2016 18:48:25	02/20/2016 18:53:47	1	C	00:08:42
	02/20/2016 18:45:05	OLD OCEAN BLVD			
Average Elapsed Time for District/Incident Type					9.93
600 Good intent call, Other					
16-001887	02/17/2016 20:56:33	02/17/2016 21:03:15	1	C	00:11:45
	02/17/2016 20:51:30	N OCEAN BLVD /12			
Average Elapsed Time for District/Incident Type					11.75
743 Smoke detector activation, no fire - unintentional					
16-002386	02/29/2016 14:46:19	02/29/2016 14:54:39	4	C	00:09:31
	02/29/2016 14:45:08	N OCEAN BLVD			
Average Elapsed Time for District/Incident Type					9.52
Overall Average Elapsed Time for District in Decimal Minutes 9.23					

6H

Incident	Alarm Date & Time	Arrival Date & Time	Stn	Shift	Elapsed Time
	Disp. Rcvd Date & Time	Address			
611 Dispatched & cancelled en route					
16-001284	02/02/2016 18:05:40	02/02/2016 18:12:04	1	C	00:10:01
	02/02/2016 18:02:03	N OCEAN BLVD /102			
Average Elapsed Time for District/Incident Type					10.02
Overall Average Elapsed Time for District in Decimal Minutes 10.02					

Total Incident Count:29

Overall Average Elapsed Time, Decimal Minutes: 8.53

Boynton Beach Fire Rescue

Incident List by Street Address

**Alarm Date Between {02/01/2016} And {02/29/2016}
and District In "5 " ,"6 " ,"6H "**

Incident-Exp#	Alm Date	Alm Time	Location	Incident Type
16-002028-000	02/21/2016	09:34:49	CEDAR DR /CD	321 EMS call, excluding vehicle
16-001460-000	02/07/2016	06:37:53	FAYETTE DR	510 Person in distress, Other
16-001882-000	02/17/2016	18:08:12	MALLARD DR	554 Assist invalid
16-002089-000	02/22/2016	17:03:52	MALLARD DR	321 EMS call, excluding vehicle
16-002365-000	02/29/2016	01:57:48	MARLIN DR	321 EMS call, excluding vehicle
16-001853-000	02/17/2016	02:08:09	N OCEAN BLVD	550 Public service assistance, O
16-001875-000	02/17/2016	14:33:34	N OCEAN BLVD /P-201	321 EMS call, excluding vehicle
16-001251-000	02/01/2016	21:29:58	N OCEAN BLVD	321 EMS call, excluding vehicle
16-002340-000	02/28/2016	12:55:05	N OCEAN BLVD	321 EMS call, excluding vehicle
16-001937-000	02/19/2016	10:00:54	N OCEAN BLVD	321 EMS call, excluding vehicle
16-002270-000	02/26/2016	21:39:42	N OCEAN BLVD	321 EMS call, excluding vehicle
16-001535-000	02/09/2016	06:47:13	N OCEAN BLVD	321 EMS call, excluding vehicle
16-001303-000	02/03/2016	08:10:52	N OCEAN BLVD	321 EMS call, excluding vehicle
16-001677-000	02/12/2016	17:27:11	N OCEAN BLVD	321 EMS call, excluding vehicle
16-001778-000	02/15/2016	09:59:32	N OCEAN BLVD	321 EMS call, excluding vehicle
16-001840-000	02/16/2016	19:19:48	N OCEAN BLVD /17	321 EMS call, excluding vehicle
16-002247-000	02/26/2016	11:47:21	N OCEAN BLVD	321 EMS call, excluding vehicle
16-001887-000	02/17/2016	20:56:33	N OCEAN BLVD /12	600 Good intent call, Other
16-001850-000	02/16/2016	22:41:37	N OCEAN BLVD	500 Service Call, other
16-002386-000	02/29/2016	14:46:19	N OCEAN BLVD	743 Smoke detector activation, n
16-001565-000	02/10/2016	00:38:42	N OCEAN BLVD	550 Public service assistance, O
16-001284-000	02/02/2016	18:05:40	N OCEAN BLVD /102	611 Dispatched & cancelled en ro
16-001831-000	02/16/2016	13:47:45	NORTH HERON DR	321 EMS call, excluding vehicle
16-002008-000	02/20/2016	18:48:25	OLD OCEAN BLVD	550 Public service assistance, O
16-001983-000	02/20/2016	09:51:51	PALM DR /H	321 EMS call, excluding vehicle
16-001619-000	02/11/2016	12:31:18	RUTHMARY AVE /F	321 EMS call, excluding vehicle
16-001815-000	02/16/2016	07:00:33	SAILFISH LN	444 Power line down
16-001816-000	02/16/2016	07:02:13	N OCEAN BLVD & FAYETTE DR	611 Dispatched & cancelled en ro
16-001793-000	02/15/2016	18:22:48	N OCEAN BLVD & TROPICAL D	445 Arcing, shorted electrical e

Total Incident Count 29

Boynton Beach Fire Rescue

OR List Times by Unit

**Alarm Date Between {02/01/2016} And {02/29/2016}
and District In "5 " ,"6 " ,"6H "**

Incident	Date	Response Code		Disp Notif Time	Unit Notif Time	Rollout Time	Arrival Time	Fire	EMS
L104 Ladder at Station 4									
16-001303	02/03/2016	C	Cancelled	08:07:30	08:10:52	08:10:52	08:10:52		
16-001460	02/07/2016	1	Emergency	06:35:35	06:37:53	06:39:17	06:42:50		
16-001793	02/15/2016	1	Emergency	18:21:22	18:22:48	18:23:37	18:28:01		
16-001815	02/16/2016	1	Emergency	06:59:29	07:00:33	07:01:53	07:06:43		
16-001853	02/17/2016	1	Emergency	02:06:16	02:08:09	02:10:08	02:15:35		
16-001882	02/17/2016	2	Non-emergency	18:04:49	18:08:12	18:09:52	18:14:33		
16-002028	02/21/2016	1	Emergency	09:30:47	09:34:49	09:36:10	09:42:11		X
16-002089	02/22/2016	2	Non-emergency	17:00:49	17:03:52	17:04:20	17:11:11		
16-002386	02/29/2016	1	Emergency	14:45:08	14:46:19	14:48:16	14:54:39	X	

Subtotal Responses: 9

R101 Rescue at Station 1

16-001778	02/15/2016	1	Emergency	09:57:03	09:59:32	10:00:11	10:09:27		X
16-001887	02/17/2016	1	Emergency	20:51:30	20:56:33	20:57:32	21:03:15		

Subtotal Responses: 2

R104 Rescue at Station 4

16-001251	02/01/2016	1	Emergency	21:24:36	21:29:58	21:31:07	21:34:05		X
16-001303	02/03/2016	1	Emergency	08:07:30	08:11:49	08:12:54	08:18:14		X
16-001619	02/11/2016	1	Emergency	12:29:55	12:31:18	12:31:34	12:36:11		X
16-001831	02/16/2016	1	Emergency	13:46:06	13:47:45	13:48:38	13:51:46		X
16-001875	02/17/2016	1	Emergency	14:30:52	14:33:34	14:34:05	14:38:25		X
16-001983	02/20/2016	1	Emergency	09:50:27	09:51:51	09:52:25	09:56:13		X

Subtotal Responses: 6

TF101 Task Force Station 1

16-001284	02/02/2016	C	Cancelled	18:02:03	18:05:40	18:06:03	18:12:04		
16-001535	02/09/2016	1	Emergency	06:42:41	06:47:13	06:48:27	06:54:58		X
16-001565	02/10/2016	1	Emergency	00:35:33	00:38:42	00:39:08	00:46:43		X
16-001677	02/12/2016	1	Emergency	17:22:27	17:27:11	17:27:21	17:32:52		X
16-001816	02/16/2016	C	Cancelled	06:59:58	07:02:13	07:02:13	07:02:13		
16-001840	02/16/2016	1	Emergency	19:18:44	19:19:48	19:20:44	19:27:07		X
16-001850	02/16/2016	2	Non-emergency	22:38:37	22:41:37	22:42:13	22:48:28		
16-001937	02/19/2016	1	Emergency	09:58:43	10:00:54	10:01:49	10:06:49		X
16-002008	02/20/2016	1	Emergency	18:45:05	18:48:25	18:51:46	18:54:47		X
16-002247	02/26/2016	1	Emergency		11:47:21	11:47:57	11:53:39		X

Boynton Beach Fire Rescue

OR List Times by Unit

Alarm Date Between {02/01/2016} And {02/29/2016}
and District In "5 " ,"6 " ,"6H "

Incident	Date	Response Code	Disp Notif Time	Unit Notif Time	Rollout Time	Arrival Time	Fire	EMS
TF101 Task Force Station 1								
16-002270	02/26/2016	1 Emergency	21:36:10	21:41:01	21:41:16	21:43:55		
16-002340	02/28/2016	1 Emergency	12:53:08	12:55:05	12:56:14	13:01:27		X
16-002365	02/29/2016	1 Emergency	01:55:17	01:57:48	01:59:13	02:05:30		X
Subtotal Responses:		13						