


CAD Events By Organization



05/01/2017

CAD Calls For Service By Organization

Police	2679
---------------	-------------

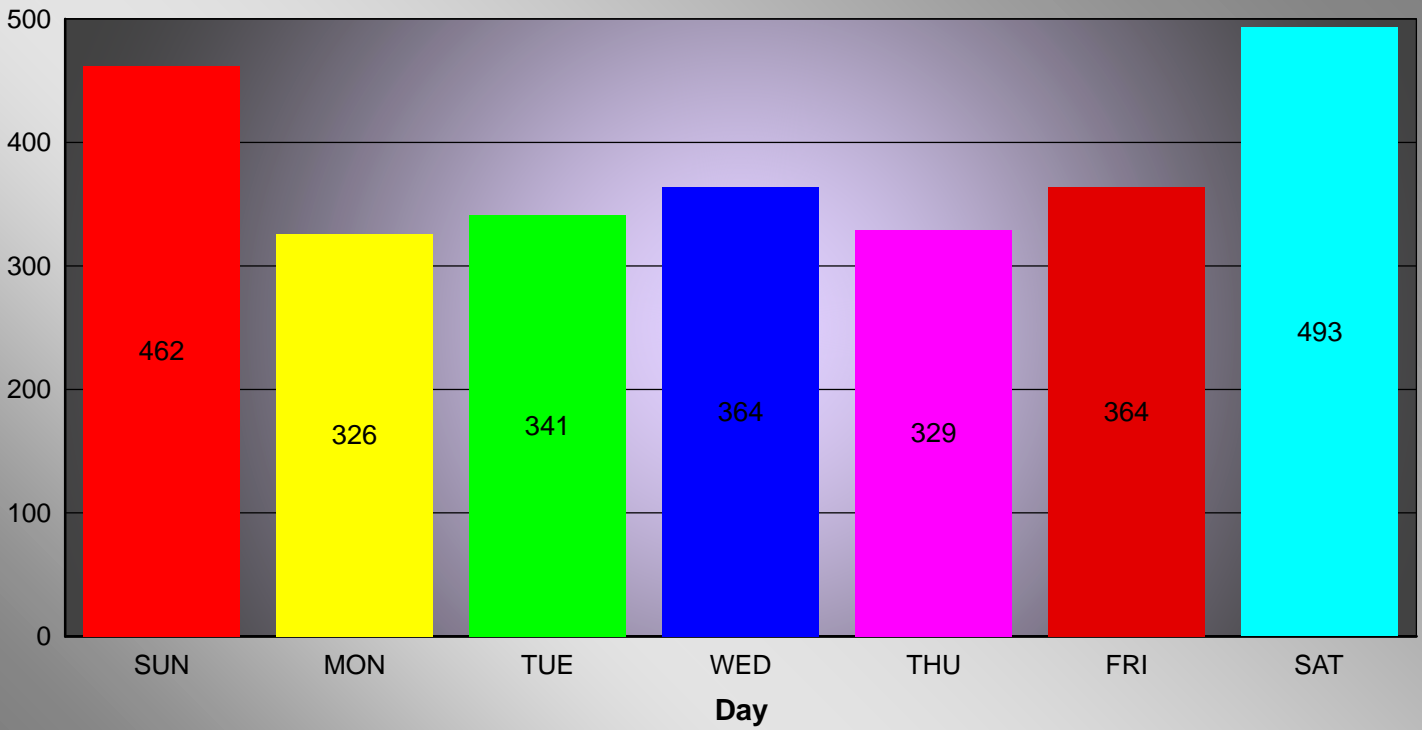
CAD Calls For Service By Type

Department	Signal	Description	Number of Calls
POLICE	10108	ON FOOT W/ PORTABLE	169
POLICE	1050	TRAFFIC STOP	208
POLICE	1060	ASSIST TO MOTORIST	3
POLICE	1077	COURT	1
POLICE	801	VTC PERMITS (BUILDING)	7
POLICE	803	VTC OVERGROWN LOT	1
POLICE	804	VTC SIGNS (ALL)	5
POLICE	805	VTC SOLICIT W/O PERMIT (DOOR TO DOC	2
POLICE	806	VTC WORKING WHEN NOT PERMITTED	14
POLICE	807	VTC TRASH/GARBAGE	10
POLICE	814	VTC OVERNIGHT PARKING ON STREET	1
POLICE	815	VTC PARKING ON VACANT LOT	3
POLICE	817	VTC RENTAL REGISTRATION 30-157	2
POLICE	820	VTC ANIMALS ON BEACH	7
POLICE	821	VTC DOGS AT LARGE	4
POLICE	822	VTC BARKING DOGS	1
POLICE	823	VTC CONSTRUCTION SITE	14
POLICE	824	VTC ALL OTHER	12
POLICE	825	VTC WATER VIOLATION	6
POLICE	827	VTC FIRE ON BEACH	1
POLICE	828	VTC TURTLE LIGHTS	1
POLICE	832	VTC SLEEPING OUTDOORS	1
POLICE	BCHK	BEACH PATROL	244
POLICE	DC	DISTRICT CHECK	1221
POLICE	FUP	FOLLOW-UP	76
POLICE	HCKH	HOUSE CHECK HAND	360
POLICE	HCKV	HOUSE CHECK VISUAL	10
POLICE	S01	DRUNK DRIVER	3
POLICE	S02	DRUNK PEDESTRIAN	1
POLICE	S03	HIT AND RUN ACCIDENT	1
POLICE	S04	AUTO ACCIDENT	5
POLICE	S12	RECKLESS DRIVER	1
POLICE	S13	SUSPICIOUS INCIDENT	2
POLICE	S13P	SUSPICIOUS PERSON	18
POLICE	S13V	SUSPICIOUS VEHICLE	8
POLICE	S14	INFORMATION	2
POLICE	S20	MENTALLY ILL PERSON	2
POLICE	S22	DISTURBANCE	3
POLICE	S31	BATTERY	1
POLICE	S40	CRIMINAL MISCHIEF	2
POLICE	S48	OPEN DOOR	1
POLICE	S48G	OPEN GARAGE DOOR	19
POLICE	S49	ALARM	56

CAD Calls For Service By Type

Department	Signal	Description	Number of Calls
POLICE	S49F	FIRE ALARM	5
POLICE	S51	TRESPASS	11
POLICE	S53	EMBEZZLEMENT/FRAUD	3
POLICE	S67	ACCIDENTAL INJURY	2
POLICE	S68	POLICE SERVICE CALL	25
POLICE	S70	ANIMAL COMPLAINT	2
POLICE	S72	LOST/FOUND PROPERTY	5
POLICE	S73	MEDICAL CALL	15
POLICE	S75	ILLEGAL DUMPING	2
POLICE	S76	ASSIST OTHER DEPARTMENT	20
POLICE	S79	911 PRANK/FALSE/ACCID CALL	3
POLICE	S86	LOUD NOISE/MUSIC	2
POLICE	S88	FLORIDA POWER LIGHT ASSIST	4
POLICE	S90	ILLEGAL PARKING	32
POLICE	S92	TRAFFIC LIGHT PROBLEMS	4
POLICE	S93	STREET OR TRAFFIC SIGNS	1
POLICE	S95	TRAFFIC INCIDENT	4
POLICE	S96	PROPERTY DAMAGE	1
POLICE	TC	TRAFFIC CONTROL	3
POLICE	TE	TRAFFIC ENFORCEMENT	26

CAD Calls For Service By Day

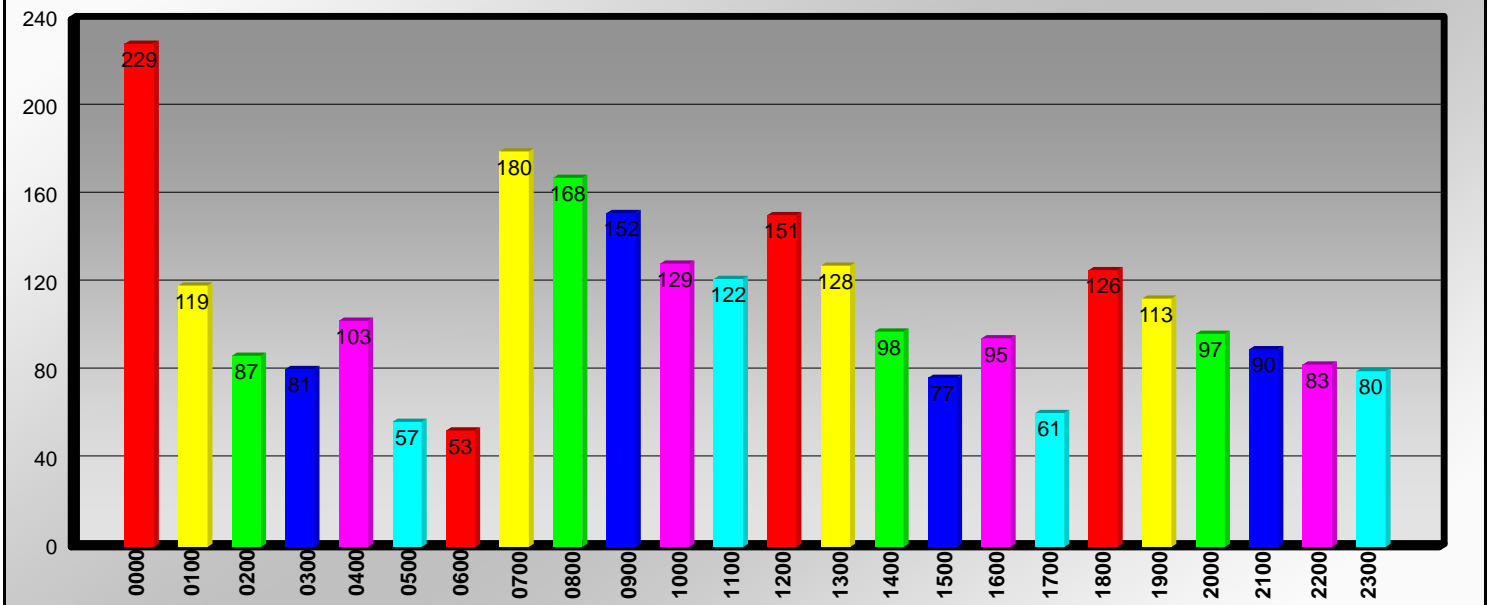


05/01/2017

CAD Calls For Service By Day

SUN	462
MON	326
TUE	341
WED	364
THU	329
FRI	364
SAT	493

Call for Service By Hour



05/01/2017

CAD Calls For Service By Hour SQL

Hour: 0000 Number of Calls: 229

Hour: 0100 Number of Calls: 119

Hour: 0200 Number of Calls: 87

Hour: 0300 Number of Calls: 81

Hour: 0400 Number of Calls: 103

Hour: 0500 Number of Calls: 57

Hour: 0600 Number of Calls: 53

Hour: 0700 Number of Calls: 180

Hour: 0800 Number of Calls: 168

Hour: 0900 Number of Calls: 152

Hour: 1000 Number of Calls: 129

Hour: 1100 Number of Calls: 122

Hour: 1200 Number of Calls: 151

Hour: 1300 Number of Calls: 128

Hour: 1400 Number of Calls: 98

CAD Calls For Service By Hour SQL

Hour: 1500 Number of Calls: 77

Hour: 1600 Number of Calls: 95

Hour: 1700 Number of Calls: 61

Hour: 1800 Number of Calls: 126

Hour: 1900 Number of Calls: 113

Hour: 2000 Number of Calls: 97

Hour: 2100 Number of Calls: 90

Hour: 2200 Number of Calls: 83

Hour: 2300 Number of Calls: 80

ORPD Other Activity:					
Type	Total	Days- Sgt Kurz	Days- Sgt. Stang	Nights- Sgt. Roy	Nights- Vacant
<u>Traffic</u>					
Citations	101	8	70	7	16
Written Warnings	116	3	39	54	20
Parking Tickets	19	5	13	1	0
<u>Arrests:</u>					
S19 Felony	7	3	0	1	3
S18 Misdemeanor	3	0	0	2	1
<u>Telephone Calls Handled by Dispatch:</u>					
<u>April 2017</u>		<u>Year to Date</u>			
9-1-1	30	104			
Incoming/Non-Emergency	774	3227			
Outgoing/Non-Emergency	549	2270			
PBX (Internal Town Hall)	326	1416			
Total:	1679	7017			
<u>Walk-Ins Handled by Dispatch:</u>					
All	234	850			
After Business Hours	136	456			
Top 5 Services Provided:					
Visitors/Information-	94				
Keys	63				
Vendors	28				
Crime	20				
Alarms	17				

Unit	Veh Year	Patrol Vehicle Mileage			Engine Idle Hours	Engine Miles **	Total Wear Miles	Repairs/ Month	Repairs/ FYTD	Replace *
		Start	End	Total						
561	2014	31042	32719	1677	272	8976	41695	0.00	91.19	FY2017/18
562	2013	73709	76086	2377	9337	308121	384207	0.00	202.10	FY2016/17
563	2016	15543	17873	2330	1351	44583	62456	0.00	608.68	FY2018/19
564	2014	40427	42451	2024	4422	145926	188377	19.95	403.79	FY2017/18
565	2016	17166	20895	3729	2487	82071	102966	152.02	464.47	FY2018/19
566	2016	20892	24101	3209	2369	78177	102278	0.00	986.20	FY2018/19
567	2008	98698	100034	1336	396	13068	113102	0.00	240.75	FY2015/16
Polaris-ATV	2014	3902	4251	349	114	3762	8013	1178.40	1,178.40	FY2017/18
Honda - ATV	2016	647	881	234	668	22044	22925	0.00	0.00	FY2018/19
			Totals:	17265				\$1,350.37	\$4,175.58	
Unit	Driver	Driver	Driver							
561	513									
562	526	549								
563	534	541								
564	518	522								
565	530	543								
566	502	509								
567	537	540								
			552	553						
Rev 04/30/17										

* **"Replace"**: Since 2010, each new vehicle purchased for Patrol use has come with an extended 5-year Warranty. As such, the "life" of these vehicles can be extended to 4 years; as any major repair would be covered.

** **"Engine Miles"**: Per Automotive Industry Standards, idle time causes engine wear equivalent to being driven. Per Ford, that equivalent is 33 miles per hour; which is reflected in this report.

Boynton Beach Fire Rescue

Copy of Incident List by Street Address

Alarm Date Between {04/01/2017} And {04/30/2017}
and District In "6"

Incident-Exp#	Alm Date	Alm Time	Location	Incident Type
17-003873-000	04/01/2017	16:59:15	N OCEAN BLVD /BOYNTON 740	Unintentional transmission
17-003951-000	04/03/2017	15:25:57	N OCEAN BLVD /BOYNTON 320	Emergency medical service,
17-004125-000	04/07/2017	13:53:37	N OCEAN BLVD /BOYNTON 622	No Incident found on arrival
17-004166-000	04/08/2017	13:36:15	N OCEAN BLVD /BOYNTON 321	EMS call, excluding vehicle
17-004192-000	04/09/2017	06:55:29	N OCEAN BLVD 320	Emergency medical service,
17-004265-000	04/10/2017	19:47:36	N OCEAN BLVD /BOYNTON 320	Emergency medical service,
17-004349-000	04/12/2017	13:03:12	N OCEAN BLVD /BOYNTON 320	Emergency medical service,
17-004525-000	04/16/2017	13:12:58	N OCEAN BLVD /BOYNTON 321	EMS call, excluding vehicle
17-004533-000	04/16/2017	17:52:12	ISLAND RS /BOYNTON 321	EMS call, excluding vehicle
17-004544-000	04/17/2017	08:10:49	HIBISCUS WAY /BOYNTON 733	Smoke detector activation
17-004745-000	04/22/2017	06:07:22	ADAMS RD/BOYNTON BEACH, 700	False alarm or false call,
17-004747-000	04/22/2017	07:16:37	ADAMS RD/BOYNTON BEACH, 700	False alarm or false call,
17-004793-000	04/23/2017	04:57:20	OLIVE OCEAN BLVD 321	EMS call, excluding vehicle
17-004902-000	04/25/2017	20:40:58	N OCEAN BLVD /BOYNTON 320	Emergency medical service,
17-005056-000	04/30/2017	04:33:52	N OCEAN BLVD /BOYNTON 320	Emergency medical service,

Total Incident Count 15

Boynton Beach Fire Rescue

OR Average Elapsed Time by District/Inc. Type

Alarm Date Between {04/01/2017} And {04/30/2017}
and District In "6"

6

Incident	Alarm Date & Time	Arrival Date & Time	Stn	Shift	Elapsed Time
	Disp. Rcvd Date & Time	Address			
733 Smoke detector activation due to malfunction					
17-004544	04/17/2017 08:10:49	04/17/2017 08:20:36	1	B	00:11:40
	04/17/2017 08:08:56	HIBISCUS WAY			
Average Elapsed Time for District/Incident Type					11.66
740 Unintentional transmission of alarm, Other					
17-003873	04/01/2017 16:59:15	04/01/2017 17:07:55	1	A	00:10:34
	04/01/2017 16:57:21	NOCEAN BLVD			
Average Elapsed Time for District/Incident Type					10.56

Overall Average Elapsed Time for District in Decimal Minutes 9.12					

Total Incident Count: 15

Overall Average Elapsed Time, Decimal Minutes: 9.12

Boynton Beach Fire Rescue

OR Average Elapsed Time by District/Inc. Type

**Alarm Date Between {04/01/2017} And {04/30/2017}
and District In "6"**

6

Incident	Alarm Date & Time	Arrival Date & Time	Stn	Shift	Elapsed Time
	Disp. Rcvd Date & Time	Address			
320 Emergency medical service, other					
17-003951	04/03/2017 15:25:57	04/03/2017 15:32:23	4	C	00:08:28
	04/03/2017 15:23:55	N OCEAN BLVD			
17-004192	04/09/2017 06:55:29	04/09/2017 07:02:45	1	C	00:09:48
	04/09/2017 06:52:57	N OCEAN BLVD /305			
17-004265	04/10/2017 19:47:36	04/10/2017 19:52:02	1	A	00:06:23
	04/10/2017 19:45:39	N OCEAN BLVD			
17-004349	04/12/2017 13:03:12	04/12/2017 13:06:00	1	C	00:04:28
	04/12/2017 13:01:32	N OCEAN BLVD			
17-004902	04/25/2017 20:40:58	04/25/2017 20:47:22	1	A	00:09:23
	04/25/2017 20:37:59	N OCEAN BLVD			
17-005056	04/30/2017 04:33:52	04/30/2017 04:41:20	1	B	00:12:48
	04/30/2017 04:28:32	N OCEAN BLVD			
Average Elapsed Time for District/Incident Type					8.55
321 EMS call, excluding vehicle accident with injury					
17-004166	04/08/2017 13:36:15	04/08/2017 13:41:43	1	B	00:06:13
	04/08/2017 13:35:30	N OCEAN BLVD			
17-004525	04/16/2017 13:12:58	04/16/2017 13:16:48	1	A	00:06:07
	04/16/2017 13:10:41	N OCEAN BLVD			
17-004533	04/16/2017 17:52:12	04/16/2017 17:58:54	1	A	00:09:13
	04/16/2017 17:49:41	ISLAND DR S			
17-004793	04/23/2017 04:57:20	04/23/2017 05:10:10	1	A	00:14:47
	04/23/2017 04:55:23	OLD OCEAN BLVD			
Average Elapsed Time for District/Incident Type					9.08
622 No Incident found on arrival at dispatch address					
17-004125	04/07/2017 13:53:37	04/07/2017 13:59:47	4	A	00:08:23
	04/07/2017 13:51:24	N OCEAN BLVD			
Average Elapsed Time for District/Incident Type					8.38
700 False alarm or false call, Other					
17-004745	04/22/2017 06:07:22	04/22/2017 06:14:41	1	C	00:09:23
	04/22/2017 06:05:18				
17-004747	04/22/2017 07:16:37	04/22/2017 07:23:49	1	C	00:09:11
	04/22/2017 07:14:38	ADAMS RD			
Average Elapsed Time for District/Incident Type					9.28

Boynton Beach Fire Rescue

OR List Times by Unit

Alarm Date Between {04/01/2017} And {04/30/2017}
and District In "6"

Incident	Date	Response Code	Disp Notif Time	Unit Notif Time	Rollout Time	Arrival Time	Fire	EMS
L104 Ladder at Station 4								
17-003951	04/03/2017	C	Cancelled	15:23:55	15:25:57	: :		X
17-004265	04/10/2017	1	Emergency	19:45:39	19:48:06	19:48:14	19:52:30	X
Subtotal Responses:		2						
R103 Rescue at Station 3								
17-003951	04/03/2017	C	Cancelled	15:23:55	15:25:57	: :		X
Subtotal Responses:		1						
R104 Rescue at Station 4								
17-003951	04/03/2017	1	Emergency	15:23:55	15:26:20	15:26:23	15:32:23	X
17-004125	04/07/2017	1	Emergency	13:51:24	13:53:37	13:54:25	13:59:47	
Subtotal Responses:		2						
TF101 Task Force Station 1								
17-003873	04/01/2017	2	Non-emergency	16:57:21	16:59:15	17:00:18	17:07:55	X
17-004166	04/08/2017	1	Emergency	13:35:30	13:36:15	13:36:47	13:41:43	X
17-004192	04/09/2017	1	Emergency	06:52:57	06:55:29	06:56:33	07:02:45	X
17-004265	04/10/2017	1	Emergency	19:45:39	19:47:36	19:48:16	19:52:02	X
17-004349	04/12/2017	1	Emergency	13:01:32	13:03:12	13:03:44	13:06:00	X
17-004525	04/16/2017	1	Emergency	13:10:41	13:12:58	13:13:17	13:16:48	X
17-004533	04/16/2017	1	Emergency	17:49:41	17:52:12	17:52:54	17:58:54	X
17-004544	04/17/2017	2	Non-emergency	08:08:56	08:10:49	08:11:52	08:20:36	X
17-004745	04/22/2017	1	Emergency	06:05:18	06:07:22	06:08:11	06:14:41	
17-004747	04/22/2017	1	Emergency	07:14:38	07:16:37	07:17:30	07:23:49	X
17-004793	04/23/2017			04:55:23	04:57:20	04:59:32	05:10:10	
17-004902	04/25/2017	1	Emergency	20:37:59	20:40:58	20:41:36	20:47:22	X
17-005056	04/30/2017	1	Emergency	04:28:32	04:33:52	04:35:55	04:41:20	X
Subtotal Responses:		13						