


CAD Events By Organization




07/04/2017

CAD Calls For Service By Organization

Police	3227
---------------	-------------

CAD Events By Type



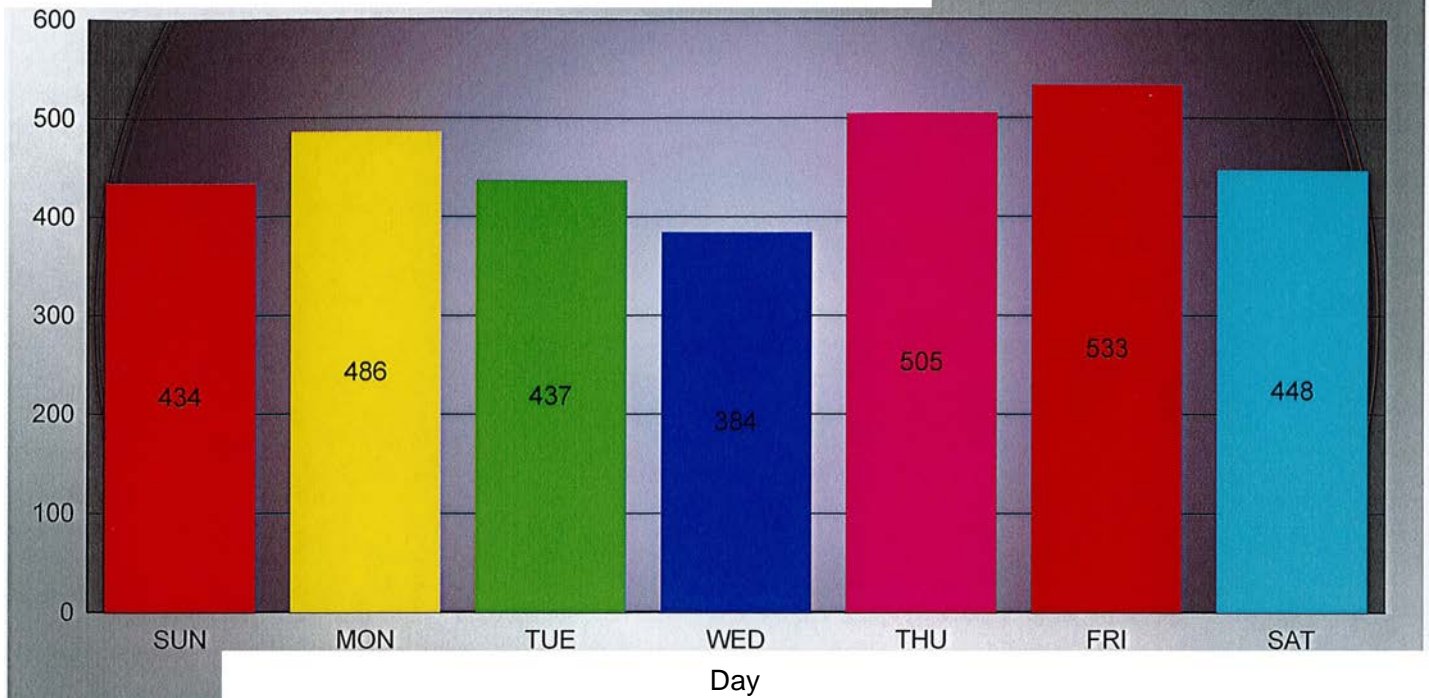
Del),jm,flJit\$!P:r:; 1f srif>tin°. :;..

Number of Calls

			Number of Calls
POLICE	10108	ON FOOT W/ PORTABLE	155
POLICE	1017	INVESTIGATE/FOLLOW UP	3
POLICE	1050	TRAFFIC STOP	179
POLICE	1077	COURT	3
POLICE	801	VTC PERMITS (BUILDING)	13
POLICE	803	VTC OVERGROWN LOT	14
POLICE	804	VTC SIGNS (ALL)	3
POLICE	806	VTC WORKING WHEN NOT PERMITTED	10
POLICE	807	VTC TRASH/GARBAGE	11
POLICE	808	VTC BOATS	1
POLICE	812	VTC TRUCKS/COMMERCIAL VEHICLES	3
POLICE	814	VTC OVERNIGHT PARKING ON STREET	3
POLICE	820	VTC ANIMALS ON BEACH	6
POLICE	821	VTC DOGS AT LARGE	5
POLICE	823	VTC CONSTRUCTION SITE	14
POLICE	824	VTC ALL OTHER	7
POLICE	825	VTC WATER VIOLATION	1
POLICE	826	VTC OUTSIDE STORAGE	1
POLICE	829	VTC TREES IN WIRES	1
POLICE	832	VTC SLEEPING OUTDOORS	2
POLICE	BCHK	BEACH PATROL	269
POLICE	DC	DISTRICT CHECK	1175
POLICE	FUP	FOLLOW-UP	65
POLICE	HCKH	HOUSE CHECK HAND	833
POLICE	HCKV	HOUSE CHECK VISUAL	151
POLICE	504	AUTO ACCIDENT	2
POLICE	508	MISSING PERSON	1
POLICE	511	ABANDONED VEHICLE	1
POLICE	512	RECKLESS DRIVER	5
POLICE	513	SUSPICIOUS INCIDENT	3
POLICE	513P	SUSPICIOUS PERSON	17
POLICE	513V	SUSPICIOUS VEHICLE	15
POLICE	514	INFORMATION	3
POLICE	521R	BURGLARY RESIDENCE	2
POLICE	5215	BURGLARY STRUCTURE/OTHER	1
POLICE	522	DISTURBANCE	1
POLICE	525	FIRE/FD ASSIST	4
POLICE	537	JUVENILE TROUBLE	1
POLICE	539	NEIGHBOR TROUBLE	1
POLICE	548	OPEN DOOR	5
POLICE	548G	OPEN GARAGE DOOR	4
POLICE	549	ALARM	93
POLICE	549F	FIRE ALARM	9

q-B m.f.k.	Signal	Description	Number of Calls
POLICE	551	TRESPASS	5
POLICE	553	EMBEZZLEMENT/FRAUD	2
POLICE	566	CIVIL MATTER	3
POLICE	567	ACCIDENTAL INJURY	1
POLICE	568	POLICE SERVICE CALL	19
POLICE	570	ANIMAL COMPLAINT	4
POLICE	572	LOST/FOUND PROPERTY	2
POLICE	573	MEDICAL CALL	7
POLICE	575	ILLEGAL DUMPING	1
POLICE	576	ASSIST OTHER DEPARTMENT	31
POLICE	580	UNWANTED GUEST	1
POLICE	581	ASSAULT/THREATS	2
POLICE	584	WELFARE CHECK	3
POLICE	588	FLORIDA POWER LIGHT ASSIST	4
POLICE	590	ILLEGAL PARKING	20
POLICE	592	TRAFFIC LIGHT PROBLEMS	4
POLICE	593	STREET OR TRAFFIC SIGNS	1
POLICE	595	TRAFFIC INCIDENT	1
POLICE	596	PROPERTY DAMAGE	7
POLICE	TC	TRAFFIC CONTROL	1
POLICE	TE	TRAFFIC ENFORCEMENT	11
POLICE	WD	WIRES DOWN	1

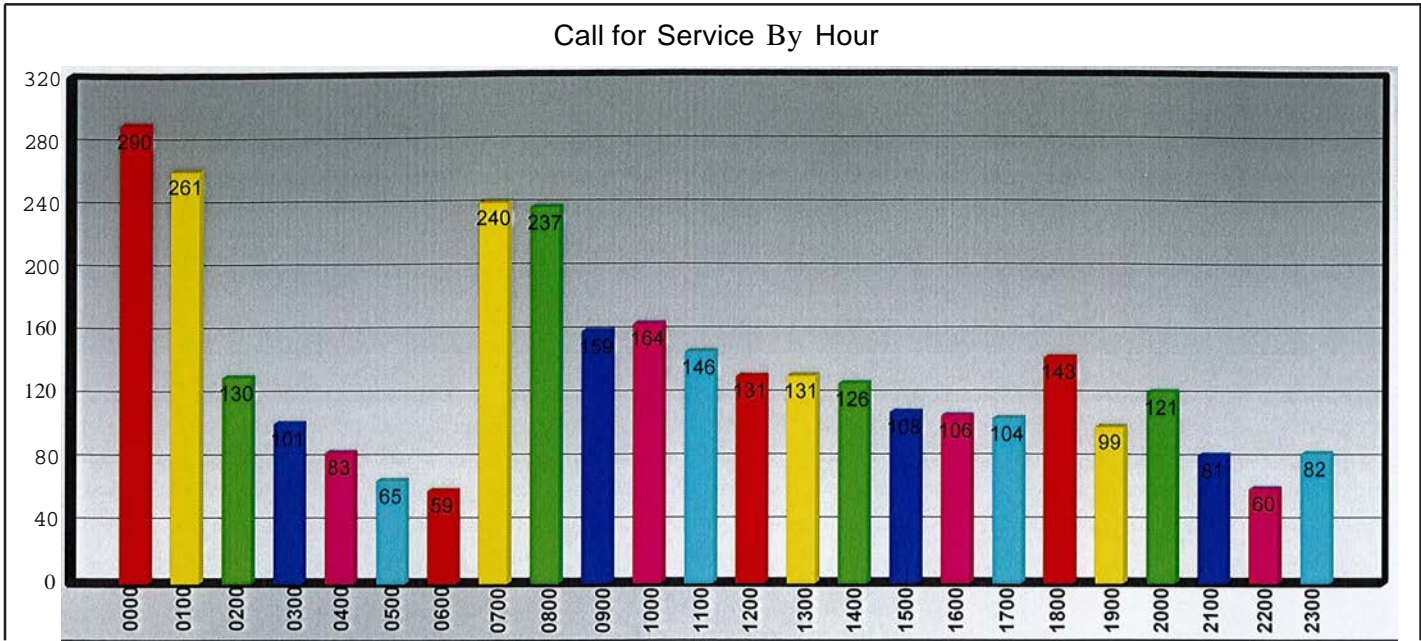
CAD Calls For Service By Day



07/04/2017

CAD Calls For Service By Day

IsuN	434
IMON	486 1
lrue	437 1
lweo	384 1
ITHU	505 1
IFRI	533 1
ISAT	448 1



07/04/2017

CAD Calls For Service By Hour SQL

!Hour: 0000 Number of Calls: 290

!Hour: 0100 Number of Calls: 261

!Hour: 0200 Number of Calls: 130

!Hour: 0300 Number of Calls: 101

!Hour: 0400 Number of Calls: 83

!Hour: 0500 Number of Calls: 65

!Hour: 0600 Number of Calls: 59

!Hour: 0700 Number of Calls: 240

!Hour: 0800 Number of Calls: 237

!Hour: 0900 Number of Calls: 159

!Hour: 1000 Number of Calls: 164

!Hour: 1100 Number of Calls: 146

!Hour: 1200 Number of Calls: 131

!Hour: 1300 Number of Calls: 131

!Hour: 1400 Number of Calls: 126

07/04/2017

9/111 Calls by Hour (Service) by Hour (SQL)

Hour: 1500 Number of Calls: 108

Hour: 1600 Number of Calls: 106

Hour: 1700 Number of Calls: 104

Hour: 1800 Number of Calls: 143

Hour: 1900 Number of Calls: 99

Hour: 2000 Number of Calls: 121

Hour: 2100 Number of Calls: 81

Hour: 2200 Number of Calls: 60

Hour: 2300 Number of Calls: 82

ORPD Other Activi :					
Type	Total	Days- Sgt Kurz	Days- Sat.Stana	Nights-Sgt. Rov	Nights-Vacant
Traffic					
Citations	89	8	52	21	8
Written Warnings	97	20	38	25	14
Parking Tickets	6	2	2	2	0
Arrests:					
519 Felony	1	0	1	0	0
518 Misdemeanor	4	0	2	1	1
TeleQhone Calls Handled b DisQatch:					
June 2017		Year to Date			
9-1-1	20	156			
Incoming/Non-Emergency	817	4853			
Outgoing/Non-Emergency	517	3253			
PBX (Internal Town Hall)	330	2090			
Total:	1684	10352			
Walk-Ins Handled b DisQatch:					
All	192	1236			
After Business Hours	115	699			
Top 5 Services Provided:					
Keys	67				
Visitors/Information-	57				
Vendors	21				
Alarms	18				
Crimes	14				

Unit	Veh Year	Patrol Vehicle Mileage			Engine Idle Hours	Engine Miles **	Total Wear Miles	Repairs/ Month	Repairs/ FYTD	Replace *
		Start	End	Total						
561	2014	33622	34572	950	286	9438	44010	0.00	91.19	FY2017/18
562	2013	77218	78820	1602	9481	312873	391693	0.00	705.56	FY2016/17
563	2016	19084	20328	1244	1543	50919	71247	0.00	683.68	FY2018/19
564	2014	43296	43771	475	4576	151008	194779	0.00	403.79	FY2017/18
565	2016	22620	24432	1812	2898	95634	120066	227.00	711.42	FY2018/19
566	2016	25868	27412	1544	2714	89562	116974	154.97	1,236.12	FY2018/19
567	2008	100258	100722	464	402	13266	113988	144.11	530.85	FY2015/16
Polaris-ATV	2014	4418	4477	59	166	5478	9955	2025.06	3,338.46	FY2017/18
Honda - ATV	2016	1092	1315	223	700	23100	24415	0.00	0.00	FY2018/19
			Totals:	8373				\$2,551.14	\$7,701.07	
Unit	Driver	Driver	Driver							
561	513							* "Relace" : Since 2010, each new vehicle		
562	526	549						purchased for Patrol use has come with an		
563	534	541						extended 5-year Warranty. As such, the "life"		
564	518	522						of these vehicles can be extended to 4 years;		
565	530	543						as any major repair would be covered.		
566	502	509						** "Engine Miles" : Per Automotive Industry Standards,		
567	537	540						idle time causes engine wear equivalent to being driven.		
			552	553				Per Ford, that equivalent is 33 miles per hour; which is		
Rev 04/30/17								reflected in this report.		

Boynton Beach Fire Rescue

OR List Times by Unit

Alarm Date Between {06/01/2017} And {06/30/2017}
and District In "6"

Incident	Date	Response Code	Diep Notif Time	Unit Notif Time	Rollout Time	Arrival Time	Fire	EMS
BAT105 Battalion Chief at Station 5								
17-006593	06/05/2017	1 Emergency	13:58:46	14:02:59	14:03:28		X	
17-006734	06/08/2017	C Cancelled	08:23:56	08:26:29	08:26:47		X	
17-006762	06/09/2017	1 Emergency	08:39:05	08:41:27	08:41:45	08:50:01		
Subtotal Responses:		3						

E105 Engine at Station 5

E105 Engine at Station 5								
17-006734	06/08/2017	C Cancelled	08:23:56	08:29:39	08:29:52		X	
Subtotal Responses:		2						

L104 Ladder at Station 4

L104 Ladder at Station 4								
17-006762	06/09/2017	1 Emergency	08:39:05	08:41:27	08:42:53	08:51:15	X	
17-006763	06/09/2017	1 Emergency	09:40:17	09:42:17	09:43:10	09:49:19	X	
17-006912	06/13/2017	1 Emergency	08:43:46	08:45:31	08:47:20	08:49:27		x
17-007004	06/15/2017	2 Non-emergency	16:57:08	16:59:06	16:59:28	17:04:20		
Subtotal Responses:		5						

R102 Rescue at Station 2

R102 Rescue at Station 2								
11-006162	06/09/2017	C Cancelled	08:39:05	08:41:27	08:41:56			X
17-006912	06/13/2017	1 Emergency	08:43:46	08:45:31	08:47:25	08:54:24		X
Subtotal Responses:		3						

R103 Rescue at Station 3

R103 Rescue at Station 3								
11-006162	06/09/2017	1 Emergency	08:39:05	08:41:27	08:42:19			X
Subtotal Responses:		2						

R104 Rescue at Station 4

R104 Rescue at Station 4								
11-006162	06/09/2017	1 Emergency	08:39:05	08:41:27	08:42:19			X

Boynton Beach Fire Rescue

OR List Times by Unit

Alarm Date Between {06/01/2017}And {06/30/2017}
and District In "6"

Incident	Date	Response Code	Disp Notif Time	Unit Notif Time	Rollout Time	Arrival Time	Fire	EMS
R104 Rescue at Station 4								
Subtotal Responses:		1						

R105 Rescue at Station 5								
11-001244	06/21/2017	1 Emergency	14:02:20	14:04:04	14:05:04	14:16:50		X
Subtotal Responses:		2						

TF101 Task Force Station 1	Date	Response Code	Disp Notif Time	Unit Notif Time	Rollout Time	Arrival Time	Fire	EMS
17-006427	06/01/2017	1 Emergency	17:42:09	17:47:54	17:48:25	17:53:58		X
17-006514	06/03/2017	1 Emergency	17:05:17	17:06:20	17:06:51	17:13:33		
17-006593	06/05/2017	1 Emergency	13:58:46	14:01:11	14:02:28	14:06:44	X	
17-006598	06/05/2017	1 Emergency	14:45:52	14:47:35	14:48:54	14:58:13		
17-006762	06/09/2017	1 Emergency	08:39:05	08:41:27	08:42:14	08:48:23	X	
17-006850	06/11/2017	2 Non-emergency	17:56:20	17:59:18	18:01:06	18:06:17		X
17-006943	06/14/2017	1 Emergency	09:08:38	09:10:37	09:10:46	09:14:46	X	
17-007159	06/19/2017	1 Emergency	12:00:26	12:02:16	12:02:46	12:08:14		X
17-007209	06/23/2017	1 Emergency	09:28:24	09:30:51	09:30:22	09:37:40		X
Subtotal Responses:		10						

TRT105 Technical Rescue Station 5								
17-006734	06/08/2017	C Cancelled	08:23:56	08:26:29	08:26:49			x
17-006762	06/09/2017	1 Emergency	08:39:05	08:41:27	08:42:59			X
Subtotal Responses:		3						

Boynton Beach Fire Rescue

Average Response Time by District/Incident Type

Alarm Date Between {06/01/2017}And {06/30/2017}
and District In n6n

6

Incident	Alarm Date & Time	Arrival Date & Time	Stn	Shift	Response Time
100 Fire, Other					
17-006593	06/05/2017 14:01:11	06/05/2017 14:06:44	1	C	00:05:33
Average Response Time for District/Incident Type					00:05:33
162 Outside equipment fire					
17-006734	06/08/2017 08:26:29	06/08/2017 08:31:36	4	C	00:05:07
Average Response Time for District/Incident Type					00:05:07
320 Emergency medical service, other					
17-006427	06/01/2017 17:47:54	06/01/2017 17:53:58	1	B	00:06:04
17-006850	06/11/2017 17:59:18	06/11/2017 18:06:17	1	C	00:06:59
17-006912	06/13/2017 08:45:31	06/13/2017 08:49:27	2	B	00:03:56
17-007159	06/19/2017 12:02:16	06/19/2017 12:08:14	1	B	00:05:58
17-007404	06/25/2017 14:13:15	06/25/2017 14:18:40	1	B	00:05:25
Average Response Time for District/Incident Type					00:05:40
321 BMS call, excluding vehicle accident with injury					
17-007244	06/21/2017 14:04:04	06/21/2017 14:16:50	5	A	00:12:46
17-007319	06/23/2017 09:30:11	06/23/2017 09:37:57	1	C	00:07:46
Average Response Time for District/Incident Type					00:10:16
531 Smoke or odor removal					
17-006762	06/09/2017 08:41:27	06/09/2017 08:48:23	1	A	00:06:56
Average Response Time for District/Incident Type					00:06:56
550 Public service assistance, Other					
17-006514	06/03/2017 17:06:20	06/03/2017 17:13:33	1	A	00:07:13
Average Response Time for District/Incident Type					00:07:13
700 False alarm or false call, Other					
17-006598	06/05/2017 14:47:35	06/05/2017 14:58:13	1	C	00:10:38
17-006763	06/09/2017 09:42:17	06/09/2017 09:49:19	4	A	00:07:02
17-006943	06/14/2017 09:10:37	06/14/2017 09:14:46	1	C	00:04:09
17-007004	06/15/2017 16:59:06	06/15/2017 17:04:20	4	A	00:05:14
Average Response Time for District/Incident Type					00:06:46
overall Average Response Time for District 00:06:43					

Total Incident Count: 15

overall Average Response Time:00:06:43

Boynton Beach Fire Rescue

Copy of Incident List Propose by Street Address

Alarm Date Between {06/01/2017}And {06/30/2017}
and District In 06°

Incident-Exp#	Alm Date	Alm Time	Location	Incident Type
4191	Property Use Type			
17-006593-000	06/05/2017	14:01:11	HARBOUIDR S/BOYNTON	100 Fire, Other
17-006598-000	06/05/2017	14:47:35	NOCEAN BLVD	700 False alarm or false call,
17-006734-000	06/08/2017	08:26:29	SABAISLANIDR	162 Outside equipment fire
17-006762-000	06/09/2017	08:41:27	CCRRINE ST /BOYNTON	531 Smoke or odor removal
17-006763-000	06/09/2017	09:42:17	EOCEANAVE /BOYNTON	700 False alarm or false call,
17-006912-000	06/13/2017	08:45:31	Himscus WAY /BOYNTON	320 Emergency medical service,
17-006943-000	06/14/2017	09:10:37	ADAMS RD /BOYNTON	700 False alarm or false call,
17-007004-000	06/15/2017	16:59:06	ADAMSRD /BOYNTON	700 False alarm or false call,
17-007244-000	06/21/2017	14:04:04	NOCEAN BLVD /BOYNTON 321	EMS call, excluding vehicle
17-007404-000	06/25/2017	14:13:15	NOCEAN BLVD 320	Emergency medical service,
429	Property Use Type			
17-006514-000	06/03/2017	17:06:20	NOCEAN BLVD /BOYNTON 550	Public service assistance,
17-007159-000	06/19/2017	12:02:16	NOCEAN BLVD	320 Emergency medical service,
17-007319-000	06/23/2017	09:30:11	NOCEAN BLVD	321 EMS call, excluding vehicle
937	Property Use Type			
17-006427-000	06/01/2017	17:47:54	NOCEANBLVD/BOYNTON 320	Emergency medical service,
941	Property Use Type			
17-006850 -000	06/11/2017	17:59:18	N OCEAN BLVD /BOYNTON 320	Emergency medical service,
Total Incident Count		15		

Boynton Beach Fire Rescue

OR List Times by Unit

Alarm Date Between {06/01/2017}And {06/30/2017}
and District In "6H"

Incident	Date	Response Code	Disp Notif Time	Unit Notif Time	Rollout Time	Arrival Time	Fire	EMS
L104 Ladder at Station 4	06/12/2017	2 Non-emergency	14:01:20	14:02:00	14:34	14:12:34		
Subtotal Responses:		1						
TP101 Task Poree Station 1								
17-006979	06/15/2017	1 Emergency	09:52:34	09:54:49	09:55:01	10:01:30	X	
Subtotal Responses:		1						
TRT105 Technical Rescue Station 5								
17-006882	06/12/2017	2 Non-emergency	14:01:28	14:19:13	14:19:23			
Subtotal Responses:		1						

Boynton Beach Fire Rescue

Average Response Time by District/Incident Type

Alarm Date Between {06/01/2017}And {06/30/2017}
and District In n6H"

6H

Incident	Alarm Date & Time	Arrival Date & Time	Stn	Shift	Response Time
555 Defective elevator, no occupants					
17-006882	06/12/2017 14:03:02	06/12/2017 14:12:34	4	A	00:09:32
Average Response Time for District/Incident Type					00:09:32
740 Unintentional transmission of alarm, Other					
17-006979	06/15/2017 09:54:49	06/15/2017 10:01:30	1	A	00:06:41
Average Response Time for District/Incident Type					00:06:41
overall Average Response Time for District					00:08:07

Total Incident Count: 2

overall Average Response Time: 00:08:07

Boynton Beach Fire Rescue

Copy of Incident List by Street Address

Alarm Date Between {06/01/2017}And {06/30/2017}
and District In "6H"

:Incident-Exp#	Alm Date	Alm Time	Location	:Incident Type
17-006882 -000	06/12/2017	14:03:02	N OCEAN BLVD/BOYNTON 555	Defective elevator,no
17-006979 -000	06/15/2017	09:54:49	N OCEAN BLVD/BOYNTON 740	Unintentional transmission

Total :Incident Count 2