


# CAD Events By Organization




03/01/2018

## CAD Calls For Service By Organization

<b>Police</b>	<b>2393</b>
---------------	-------------

# CAD Events By Type



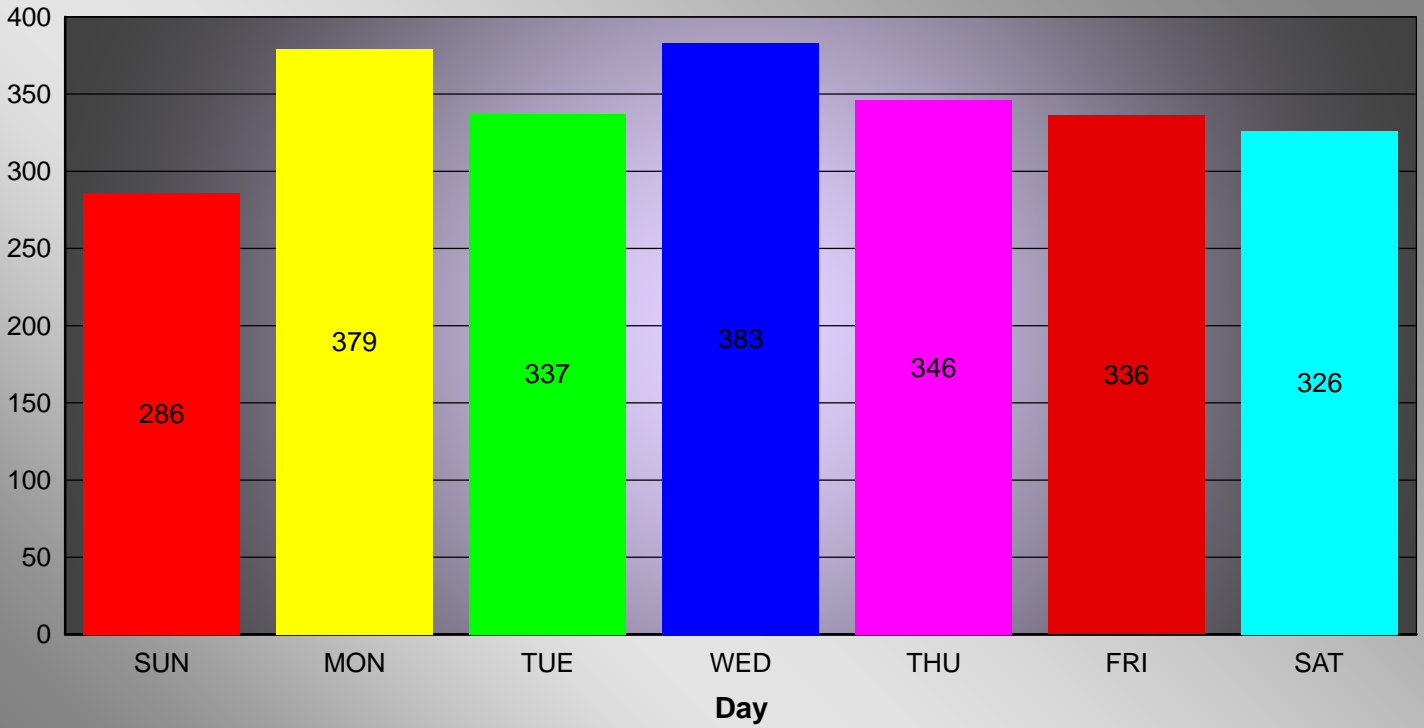
# CAD Calls For Service By Type

Department	Signal	Description	Number of Calls
POLICE	<b>10108</b>	ON FOOT W/ PORTABLE	251
POLICE	<b>1050</b>	TRAFFIC STOP	173
POLICE	<b>1057</b>	AT FIREARMS RANGE	2
POLICE	<b>1060</b>	ASSIST TO MOTORIST	5
POLICE	<b>801</b>	VTC PERMITS (BUILDING)	5
POLICE	<b>804</b>	VTC SIGNS (ALL)	3
POLICE	<b>805</b>	VTC SOLICIT W/O PERMIT (DOOR TO DOC	4
POLICE	<b>806</b>	VTC WORKING WHEN NOT PERMITTED	6
POLICE	<b>807</b>	VTC TRASH/GARBAGE	4
POLICE	<b>808</b>	VTC BOATS	1
POLICE	<b>811</b>	VTC TRAILERS	2
POLICE	<b>815</b>	VTC PARKING ON VACANT LOT	3
POLICE	<b>817</b>	VTC RENTAL REGISTRATION 30-157	1
POLICE	<b>819</b>	VTC FIREWORKS	3
POLICE	<b>820</b>	VTC ANIMALS ON BEACH	6
POLICE	<b>821</b>	VTC DOGS AT LARGE	1
POLICE	<b>823</b>	VTC CONSTRUCTION SITE	4
POLICE	<b>824</b>	VTC ALL OTHER	3
POLICE	<b>BC</b>	BUSINESS CONTACT	1
POLICE	<b>BCHK</b>	BEACH PATROL	288
POLICE	<b>DC</b>	DISTRICT CHECK	1123
POLICE	<b>FUP</b>	FOLLOW-UP	32
POLICE	<b>HCKH</b>	HOUSE CHECK HAND	197
POLICE	<b>HCKV</b>	HOUSE CHECK VISUAL	19
POLICE	<b>S01</b>	DRUNK DRIVER	2
POLICE	<b>S04</b>	AUTO ACCIDENT	5
POLICE	<b>S08</b>	MISSING PERSON	1
POLICE	<b>S10</b>	STOLEN VEHICLE	1
POLICE	<b>S13</b>	SUSPICIOUS INCIDENT	2
POLICE	<b>S13P</b>	SUSPICIOUS PERSON	4
POLICE	<b>S13V</b>	SUSPICIOUS VEHICLE	8
POLICE	<b>S14</b>	INFORMATION	3
POLICE	<b>S22</b>	DISTURBANCE	1
POLICE	<b>S25</b>	FIRE/FD ASSIST	1
POLICE	<b>S31</b>	BATTERY	1
POLICE	<b>S37</b>	JUVENILE TROUBLE	1
POLICE	<b>S38</b>	DOMESTIC	1
POLICE	<b>S39</b>	NEIGHBOR TROUBLE	3
POLICE	<b>S48</b>	OPEN DOOR	7
POLICE	<b>S48G</b>	OPEN GARAGE DOOR	11
POLICE	<b>S49</b>	ALARM	67
POLICE	<b>S49F</b>	FIRE ALARM	3
POLICE	<b>S51</b>	TRESPASS	14

## CAD Calls For Service By Type

Department	Signal	Description	Number of Calls
POLICE	<b>S53</b>	EMBEZZLEMENT/FRAUD	<b>3</b>
POLICE	<b>S66</b>	CIVIL MATTER	<b>1</b>
POLICE	<b>S67</b>	ACCIDENTAL INJURY	<b>1</b>
POLICE	<b>S68</b>	POLICE SERVICE CALL	<b>23</b>
POLICE	<b>S70</b>	ANIMAL COMPLAINT	<b>5</b>
POLICE	<b>S72</b>	LOST/FOUND PROPERTY	<b>3</b>
POLICE	<b>S73</b>	MEDICAL CALL	<b>13</b>
POLICE	<b>S76</b>	ASSIST OTHER DEPARTMENT	<b>19</b>
POLICE	<b>S84</b>	WELFARE CHECK	<b>2</b>
POLICE	<b>S86</b>	LOUD NOISE/MUSIC	<b>1</b>
POLICE	<b>S88</b>	FLORIDA POWER LIGHT ASSIST	<b>3</b>
POLICE	<b>S90</b>	ILLEGAL PARKING	<b>28</b>
POLICE	<b>S93</b>	STREET OR TRAFFIC SIGNS	<b>1</b>
POLICE	<b>S95</b>	TRAFFIC INCIDENT	<b>1</b>
POLICE	<b>S96</b>	PROPERTY DAMAGE	<b>2</b>
POLICE	<b>TE</b>	TRAFFIC ENFORCEMENT	<b>13</b>
POLICE	<b>WD</b>	WIRES DOWN	<b>1</b>

# CAD Calls For Service By Day

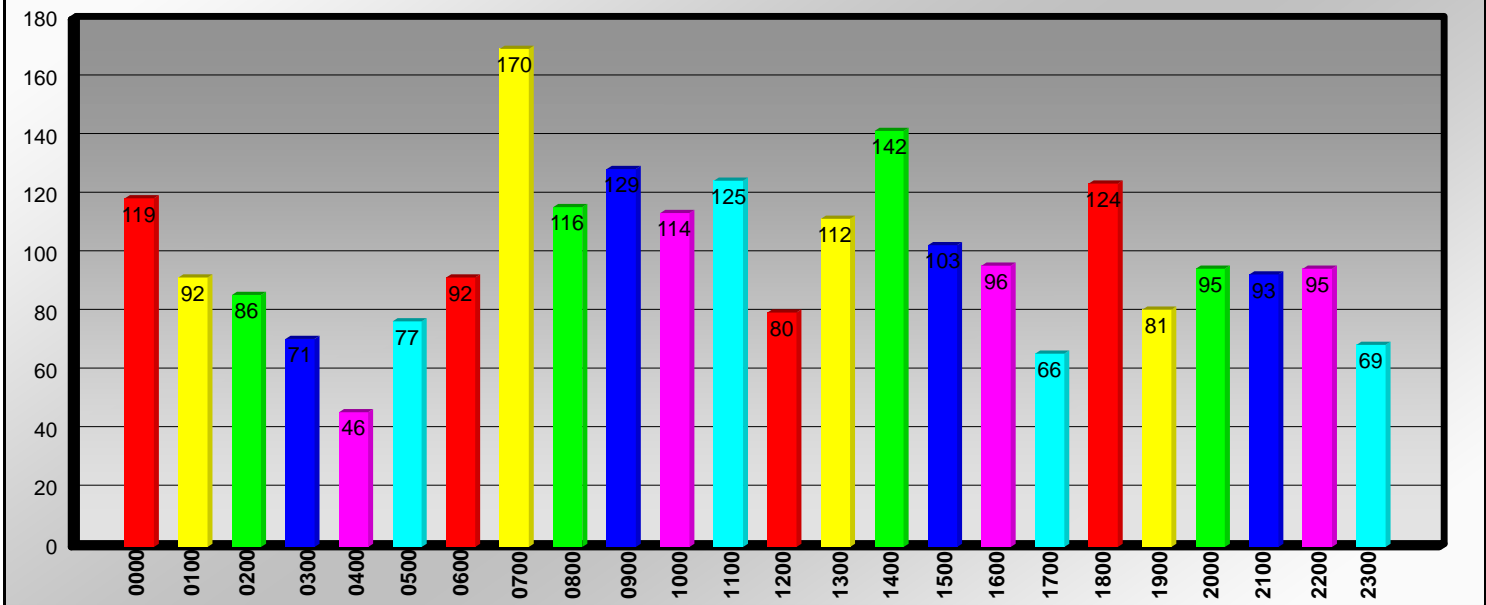


03/01/2018

## CAD Calls For Service By Day

SUN	286
MON	379
TUE	337
WED	383
THU	346
FRI	336
SAT	326

Call for Service By Hour



03/01/2018

### CAD Calls For Service By Hour SQL

Hour: 0000 Number of Calls: 119

Hour: 0100 Number of Calls: 92

Hour: 0200 Number of Calls: 86

Hour: 0300 Number of Calls: 71

Hour: 0400 Number of Calls: 46

Hour: 0500 Number of Calls: 77

Hour: 0600 Number of Calls: 92

Hour: 0700 Number of Calls: 170

Hour: 0800 Number of Calls: 116

Hour: 0900 Number of Calls: 129

Hour: 1000 Number of Calls: 114

Hour: 1100 Number of Calls: 125

Hour: 1200 Number of Calls: 80

Hour: 1300 Number of Calls: 112

Hour: 1400 Number of Calls: 142

# CAD Calls For Service By Hour SQL

Hour: 1500      Number of Calls: 103

Hour: 1600      Number of Calls: 96

Hour: 1700      Number of Calls: 66

Hour: 1800      Number of Calls: 124

Hour: 1900      Number of Calls: 81

Hour: 2000      Number of Calls: 95

Hour: 2100      Number of Calls: 93

Hour: 2200      Number of Calls: 95

Hour: 2300      Number of Calls: 69

<b>ORPD Other Activity:</b>					
<b>Type</b>	<b>Total</b>	<b>Days- Sgt. McClure</b>	<b>Days- Sgt.Pilon</b>	<b>Nights-Sgt. Roy</b>	<b>Nights-Sgt. Stang</b>
<b><u>Traffic</u></b>					
<b>Citations</b>	<b>54</b>	<b>27</b>	<b>6</b>	<b>0</b>	<b>21</b>
<b>Written Warnings</b>	<b>117</b>	<b>74</b>	<b>20</b>	<b>17</b>	<b>6</b>
<b>Parking Tickets</b>	<b>13</b>	<b>8</b>	<b>3</b>	<b>2</b>	<b>0</b>
<b><u>Arrests:</u></b>					
<b>S19 Felony</b>	<b>1</b>	<b>0</b>	<b>0</b>	<b>0</b>	<b>1</b>
<b>S18 Misdemeanor</b>	<b>5</b>	<b>0</b>	<b>1</b>	<b>0</b>	<b>4</b>
<b><u>Telephone Calls Handled by Dispatch:</u></b>					
<b><u>February 2018</u></b>		<b><u>Year to Date</u></b>			
<b>9-1-1</b>	<b>25</b>	<b>48</b>			
<b>Incoming/Non-Emergency</b>	<b>701</b>	<b>1549</b>			
<b>Outgoing/Non-Emergency</b>	<b>390</b>	<b>986</b>			
<b>PBX (Internal Town Hall)</b>	<b>258</b>	<b>634</b>			
<b>Total:</b>	<b>1374</b>	<b>3217</b>			
<b><u>Walk-Ins Handled by Dispatch:</u></b>					
<b>All</b>	<b>132</b>	<b>302</b>			
<b>After Business Hours</b>	<b>47</b>	<b>125</b>			
<b>Top 5 Services Provided:</b>					
Visitors/Information-	59				
Alarm-	20				
Vendors	20				
Crimes	13				
Vehicle Decal/Dog Tag	7				



Unit	Veh Year	Patrol Vehicle Mileage			Engine Idle Hours	Engine Miles **	Total Wear Miles	Repairs/ Month	Repairs/ FYTD	Replace *
		Start	End	Total						
1701	2017	6010	6851	841	67	2211	9062	0.00	0.00	FY2020/21
1702	2017	8087	10872	2785	1284	42372	53244	0.00	275.19	FY2020/21
561	2014	39433	39861	428	340	11220	51081	0.00	0.00	FY2017/18
562	2013	80293	80392	99	9827	324291	404683	0.00	0.00	FY2016/17
563	2016	32350	32846	496	2485	82005	114851	831.71	1,349.64	FY2018/19
564	2014	49089	49089	0	5289	174537	223626	0.00	390.14	FY2017/18 out of service
565	2016	36487	38390	1903	4542	149886	188276	379.51	450.71	FY2018/19
566	2016	39864	41339	1475	4351	143583	184922	71.20	142.40	FY2018/19
567	2008	102390	102507	117	435	14355	116862	0.00	0.00	FY2015/16
Polaris-ATV	2018	405	511	106	82	2706	3217	0.00	132.97	FY2021/22
Honda - ATV	2016	2438	2692	254	334	11022	13714	0.00	0.00	FY2018/19
			<b>Totals:</b>	<b>4878</b>				<b>\$1,282.42</b>	<b>\$2,465.86</b>	
<b>Unit</b>	<b>Driver</b>	<b>Driver</b>	<b>Driver</b>							
1701	513									
1702	526	530	552							
561	ADMIN - Unmarked SUV unit									
562	Spare Marked Unit									
563	553	540								
546	502	518								
565	549	543								
566	534	509								
567	ADMIN - Unmarked unit									
Rev 03/05/18										

\* **"Replace"**: Since 2010, each new vehicle purchased for Patrol use has come with an extended 5-year Warranty. As such, the "life" of these vehicles can be extended to 4 years; as any major repair would be covered.

\*\* **"Engine Miles"**: Per Automotive Industry Standards, idle time causes engine wear equivalent to being driven. Per Ford, that equivalent is 33 miles per hour; which is reflected in this report.



Boynton Beach Fire Rescue

Copy of Incident List by Street Address

Alarm Date Between {02/01/2018} And {02/28/2018}  
and District In "6"

Incident-Exp#	Alm Date	Alm Time	Location	Incident Type
18-001314-000	02/01/2018	16:26:05	N OCEAN BLVD /BOYNTON	321 EMS call, excluding vehicle
18-001404-000	02/03/2018	09:38:09	INLET CAY DR & N OCEAN	321 EMS call, excluding vehicle
18-001576-000	02/07/2018	10:08:41	HARBOR DR N /BOYNTON	600 Good intent call, Other
18-001699-000	02/10/2018	11:38:45	N OCEAN BLVD /BOYNTON	321 EMS call, excluding vehicle
18-001764-000	02/11/2018	22:57:22	N OCEAN BLVD	320 Emergency medical service,
18-001937-000	02/15/2018	22:29:07	N OCEAN BLVD	321 EMS call, excluding vehicle
18-002152-000	02/21/2018	19:14:59	N OCEAN BLVD	320 Emergency medical service,
18-002183-000	02/22/2018	14:28:03	N OCEAN BLVD /BOYNTON	321 EMS call, excluding vehicle
18-002195-000	02/22/2018	20:55:18	NOCEAN BLVD	321 EMS call, excluding vehicle
18-002407-000	02/28/2018	07:38:38	NOCEAN BLVD	321 EMS call, excluding vehicle

Total Incident Count 10

**Boynton Beach Fire Rescue**

**OR Average Elapsed Time by District/Inc. Type**

**Alarm Date Between {02/01/2018} And {02/28/2018}  
and District In "6"**

**6**

<b>Incident</b>	<b>Alarm Date &amp; Time</b>	<b>Arrival Date &amp; Time</b>	<b>Stn</b>	<b>Shift</b>	<b>Elapsed Time</b>
	<b>Disp. Rcvd Date &amp; Time</b>	<b>Address</b>			
<b>320 Emergency medical service, other</b>					
18-001764	02/11/2018 22:57:22	02/11/2018 23:02:10	1	B	00:07:26
	02/11/2018 22:54:44	N OCEAN BLVD /113			
18-002152	02/21/2018 19:14:59	02/21/2018 19:20:35	5	C	00:07:42
	02/21/2018 19:12:53	N OCEAN BLVD /109			
<b>Average Elapsed Time for District/Incident Type</b>					<b>7.56</b>
<b>321 EMS call, excluding vehicle accident with injury</b>					
18-001314	02/01/2018 16:26:05	02/01/2018 16:31:21	1	A	00:06:51
	02/01/2018 16:24:30	N OCEAN BLVD			
18-001404	02/03/2018 09:38:09	02/03/2018 09:50:00	1	C	00:12:41
	02/03/2018 09:37:19	INLET CAY DR & N OCEAN BLVD			
18-001699	02/10/2018 11:38:45	02/10/2018 11:44:35	1	A	00:09:38
	02/10/2018 11:34:57	N OCEAN BLVD			
18-001937	02/15/2018 22:29:07	02/15/2018 22:35:20	1	C	00:08:55
	02/15/2018 22:26:25	N OCEAN BLVD /22			
18-002183	02/22/2018 14:28:03	02/22/2018 14:38:25	4	A	00:11:50
	02/22/2018 14:26:35	N OCEAN BLVD			
18-002195	02/22/2018 20:55:18	02/22/2018 21:01:28	1	A	00:07:59
	02/22/2018 20:53:29	N OCEAN BLVD /F1			
18-002407	02/28/2018 07:38:38	02/28/2018 07:43:22	4	A	00:06:01
	02/28/2018 07:37:21	N OCEAN BLVD /103			
<b>Average Elapsed Time for District/Incident Type</b>					<b>9.13</b>
<b>600 Good intent call, Other</b>					
18-001576	02/07/2018 10:08:41	02/07/2018 10:10:32	4	A	00:04:49
	02/07/2018 10:05:43	HARBOR DR N			
<b>Average Elapsed Time for District/Incident Type</b>					<b>4.81</b>
<b>Overall Average Elapsed Time for District in Decimal Minutes</b>					<b>8.38</b>

**Total Incident Count: 10**

**Overall Average Elapsed Time, Decimal Minutes: 8.38**

# Boynton Beach Fire Rescue

## OR List Times by Unit

**Alarm Date Between {02/01/2018} And {02/28/2018}  
and District In "6"**

Incident	Date	Response Code	Disp Notif Time	Unit Notif Time	Rollout Time	Arrival Time	Fire	EMS
<b>BAT105 Battalion Chief at Station 5</b>								
18-001576	02/07/2018	C Cancelled	10:05:43	10:08:41	10:11:36	10:11:36		
18-001699	02/10/2018	C Cancelled	11:34:57	11:40:00	11:40:20	: :		X
<b>Subtotal Responses:</b>		<b>2</b>						
<b>L101 Ladder at Station 1</b>								
18-001699	02/10/2018	1 Emergency	11:34:57	11:38:45	11:39:14	11:44:35		X
<b>Subtotal Responses:</b>		<b>1</b>						
<b>L102 Ladder at Station 2</b>								
18-001576	02/07/2018	C Cancelled	10:05:43	10:08:41	10:10:32	10:10:32		
<b>Subtotal Responses:</b>		<b>1</b>						
<b>L104 Ladder at Station 4</b>								
18-001576	02/07/2018	1 Emergency	10:05:43	10:08:41	10:10:20	10:14:27		
<b>Subtotal Responses:</b>		<b>1</b>						
<b>R101 Rescue at Station 1</b>								
18-001314	02/01/2018	1 Emergency	16:24:30	16:26:05	16:26:07	16:31:21		X
18-001404	02/03/2018	1 Emergency	09:37:19	09:38:09	09:38:47	09:50:00		X
18-001576	02/07/2018	C Cancelled	10:05:43	10:08:41	10:11:38	10:11:38		
18-001699	02/10/2018	1 Emergency	11:34:57	11:38:45	11:39:16	11:44:40		X
18-001764	02/11/2018	1 Emergency	22:54:44	22:57:22	22:58:03	23:02:10		X
18-001937	02/15/2018	1 Emergency	22:26:25	22:29:07	22:30:19	22:35:20		X
18-002152	02/21/2018	1 Emergency	19:12:53	19:14:59	19:15:37	19:20:35		X
18-002183	02/22/2018	1 Emergency	14:26:35	14:28:03	14:29:19	14:38:25		X
18-002195	02/22/2018	1 Emergency	20:53:29	20:55:18	20:56:29	21:01:28		X
<b>Subtotal Responses:</b>		<b>9</b>						
<b>R104 Rescue at Station 4</b>								
18-001576	02/07/2018	1 Emergency	10:05:43	10:08:41	10:10:18	10:14:30		
18-002183	02/22/2018	1 Emergency	14:26:35	14:44:31	14:45:10	14:51:13		X
18-002407	02/28/2018	1 Emergency	07:37:21	07:38:38	07:38:38	07:43:22		X

Boynton Beach Fire Rescue

OR List Times by Unit

Alarm Date Between {02/01/2018} And {02/28/2018}  
and District In "6"

---

Incident	Date	Response Code	Disp Notif Time	Unit Notif Time	Rollout Time	Arrival Time	Fire	EMS
R104 Rescue at Station 4								
-----								
Subtotal Responses:		3						

TRT105 Technical Rescue Station 5								
18-001576	02/07/2018	C	Cancelled	10:05:43	10:08:41	10:11:40	10:11:40	
-----								
Subtotal Responses:		1						