

# CAD Events By Organization

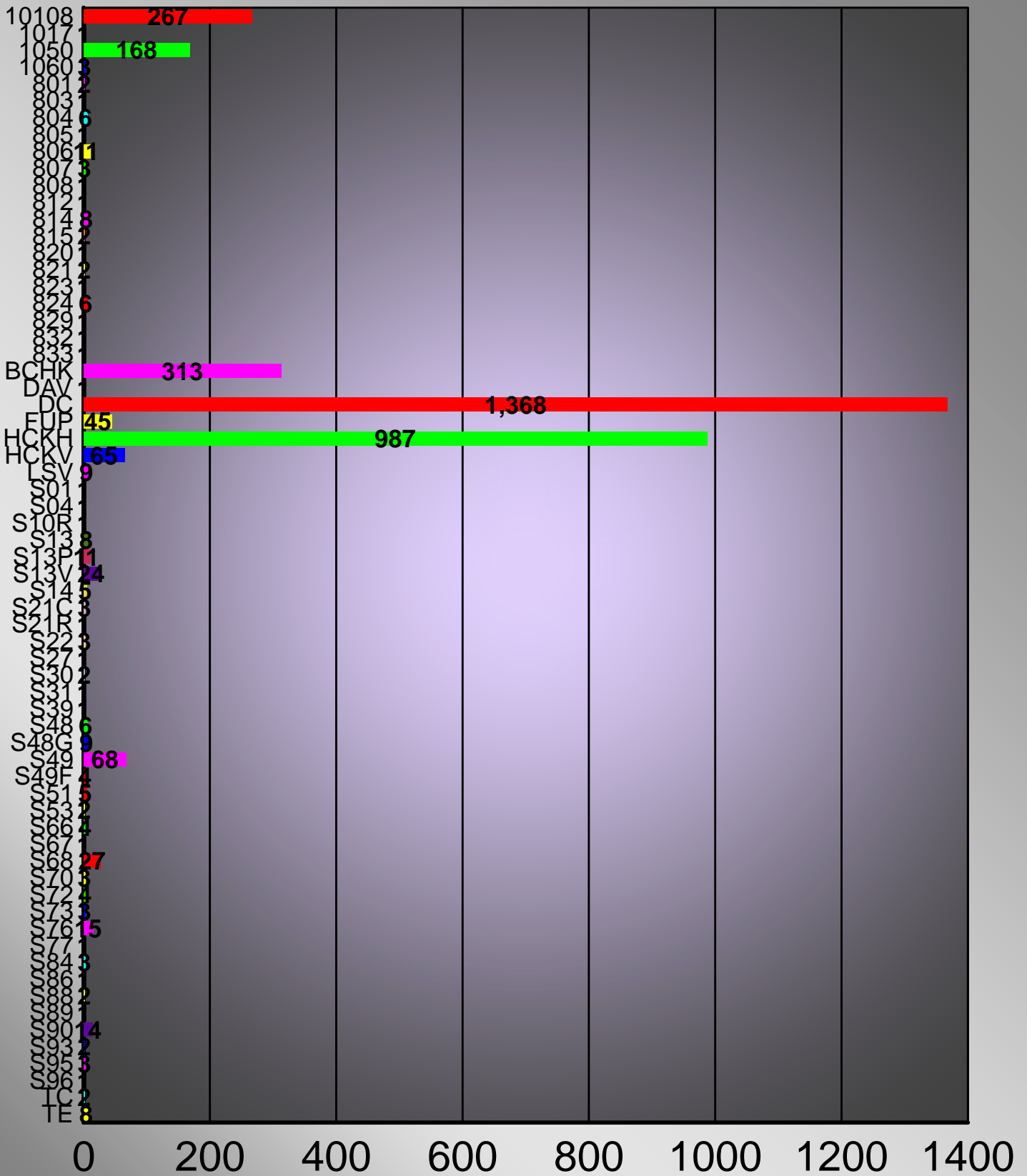


09/04/2018

## CAD Calls For Service By Organization

Police	3528
--------	------

# CAD Events By Type



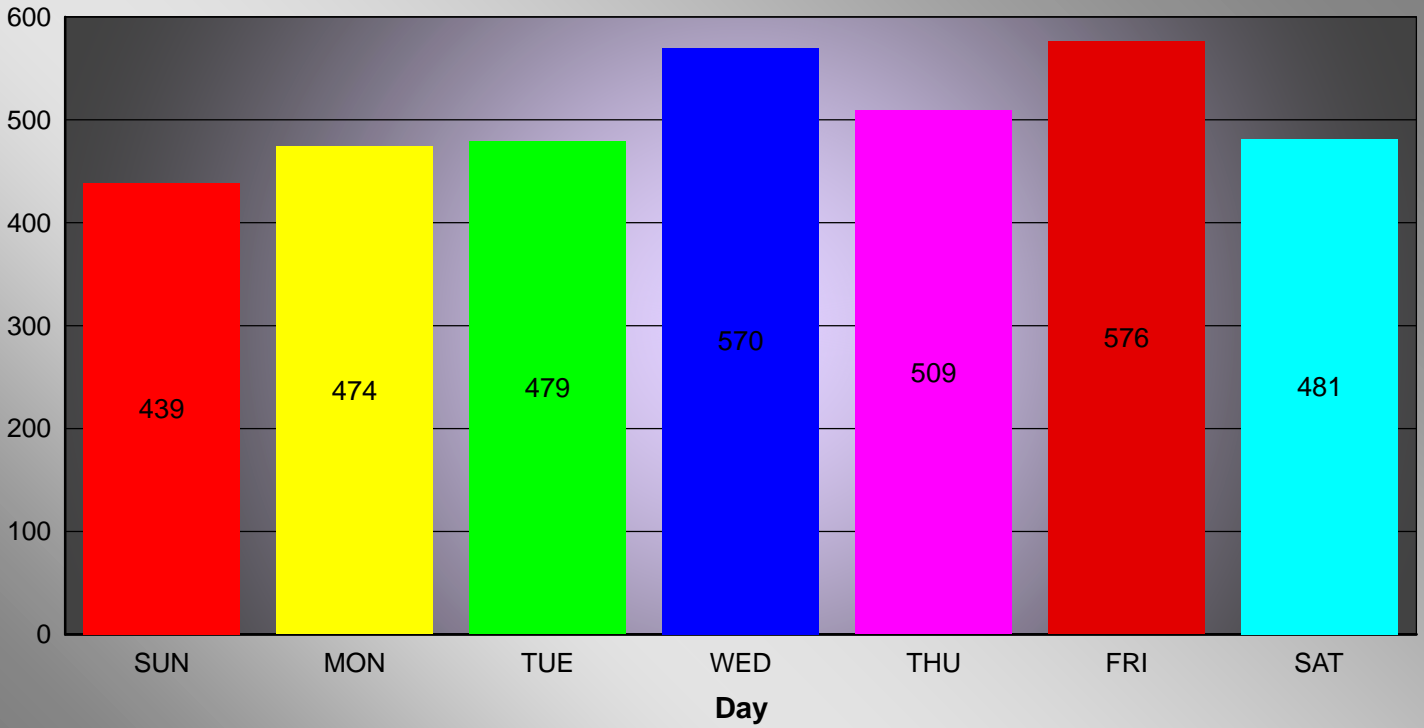
# CAD Calls For Service By Type

Department	Signal	Description	Number of Calls
POLICE	<b>10108</b>	ON FOOT W/ PORTABLE	267
POLICE	<b>1017</b>	INVESTIGATE/FOLLOW UP	1
POLICE	<b>1050</b>	TRAFFIC STOP	168
POLICE	<b>1060</b>	ASSIST TO MOTORIST	3
POLICE	<b>801</b>	VTC PERMITS (BUILDING)	2
POLICE	<b>803</b>	VTC OVERGROWN LOT	1
POLICE	<b>804</b>	VTC SIGNS (ALL)	6
POLICE	<b>805</b>	VTC SOLICIT W/O PERMIT (DOOR TO DOC	1
POLICE	<b>806</b>	VTC WORKING WHEN NOT PERMITTED	11
POLICE	<b>807</b>	VTC TRASH/GARBAGE	3
POLICE	<b>808</b>	VTC BOATS	1
POLICE	<b>812</b>	VTC TRUCKS/COMMERCIAL VEHICLES	1
POLICE	<b>814</b>	VTC OVERNIGHT PARKING ON STREET	8
POLICE	<b>815</b>	VTC PARKING ON VACANT LOT	2
POLICE	<b>820</b>	VTC ANIMALS ON BEACH	1
POLICE	<b>821</b>	VTC DOGS AT LARGE	2
POLICE	<b>823</b>	VTC CONSTRUCTION SITE	1
POLICE	<b>824</b>	VTC ALL OTHER	6
POLICE	<b>829</b>	VTC TREES IN WIRES	1
POLICE	<b>832</b>	VTC SLEEPING OUTDOORS	1
POLICE	<b>833</b>	VTC CUTTING NATURAL VEGETATION	1
POLICE	<b>BCHK</b>	BEACH PATROL	313
POLICE	<b>DAV</b>	DISABLED VEHICLE	1
POLICE	<b>DC</b>	DISTRICT CHECK	1368
POLICE	<b>FUP</b>	FOLLOW-UP	45
POLICE	<b>HCKH</b>	HOUSE CHECK HAND	987
POLICE	<b>HCKV</b>	HOUSE CHECK VISUAL	65
POLICE	<b>LSV</b>	LOW SPEED VEHICLE	9
POLICE	<b>S01</b>	DRUNK DRIVER	1
POLICE	<b>S04</b>	AUTO ACCIDENT	1
POLICE	<b>S10R</b>	RECOVERED STOLEN VEHICLE	1
POLICE	<b>S13</b>	SUSPICIOUS INCIDENT	8
POLICE	<b>S13P</b>	SUSPICIOUS PERSON	11
POLICE	<b>S13V</b>	SUSPICIOUS VEHICLE	24
POLICE	<b>S14</b>	INFORMATION	5
POLICE	<b>S21C</b>	BURGLARY CONVEYANCE	3
POLICE	<b>S21R</b>	BURGLARY RESIDENCE	1
POLICE	<b>S22</b>	DISTURBANCE	3
POLICE	<b>S27</b>	PROWLER	1
POLICE	<b>S30</b>	THEFT	2
POLICE	<b>S31</b>	BATTERY	1
POLICE	<b>S39</b>	NEIGHBOR TROUBLE	1
POLICE	<b>S48</b>	OPEN DOOR	6

# CAD Calls For Service By Type

Department	Signal	Description	Number of Calls
POLICE	<b>S48G</b>	OPEN GARAGE DOOR	9
POLICE	<b>S49</b>	ALARM	68
POLICE	<b>S49F</b>	FIRE ALARM	4
POLICE	<b>S51</b>	TRESPASS	5
POLICE	<b>S53</b>	EMBEZZLEMENT/FRAUD	2
POLICE	<b>S66</b>	CIVIL MATTER	4
POLICE	<b>S67</b>	ACCIDENTAL INJURY	1
POLICE	<b>S68</b>	POLICE SERVICE CALL	27
POLICE	<b>S70</b>	ANIMAL COMPLAINT	3
POLICE	<b>S72</b>	LOST/FOUND PROPERTY	4
POLICE	<b>S73</b>	MEDICAL CALL	3
POLICE	<b>S76</b>	ASSIST OTHER DEPARTMENT	15
POLICE	<b>S77</b>	FIREWORKS	1
POLICE	<b>S84</b>	WELFARE CHECK	3
POLICE	<b>S86</b>	LOUD NOISE/MUSIC	1
POLICE	<b>S88</b>	FLORIDA POWER LIGHT ASSIST	2
POLICE	<b>S89</b>	ASSIST MOTORIST	1
POLICE	<b>S90</b>	ILLEGAL PARKING	14
POLICE	<b>S93</b>	STREET OR TRAFFIC SIGNS	2
POLICE	<b>S95</b>	TRAFFIC INCIDENT	3
POLICE	<b>S96</b>	PROPERTY DAMAGE	1
POLICE	<b>TC</b>	TRAFFIC CONTROL	2
POLICE	<b>TE</b>	TRAFFIC ENFORCEMENT	8

# CAD Calls For Service By Day

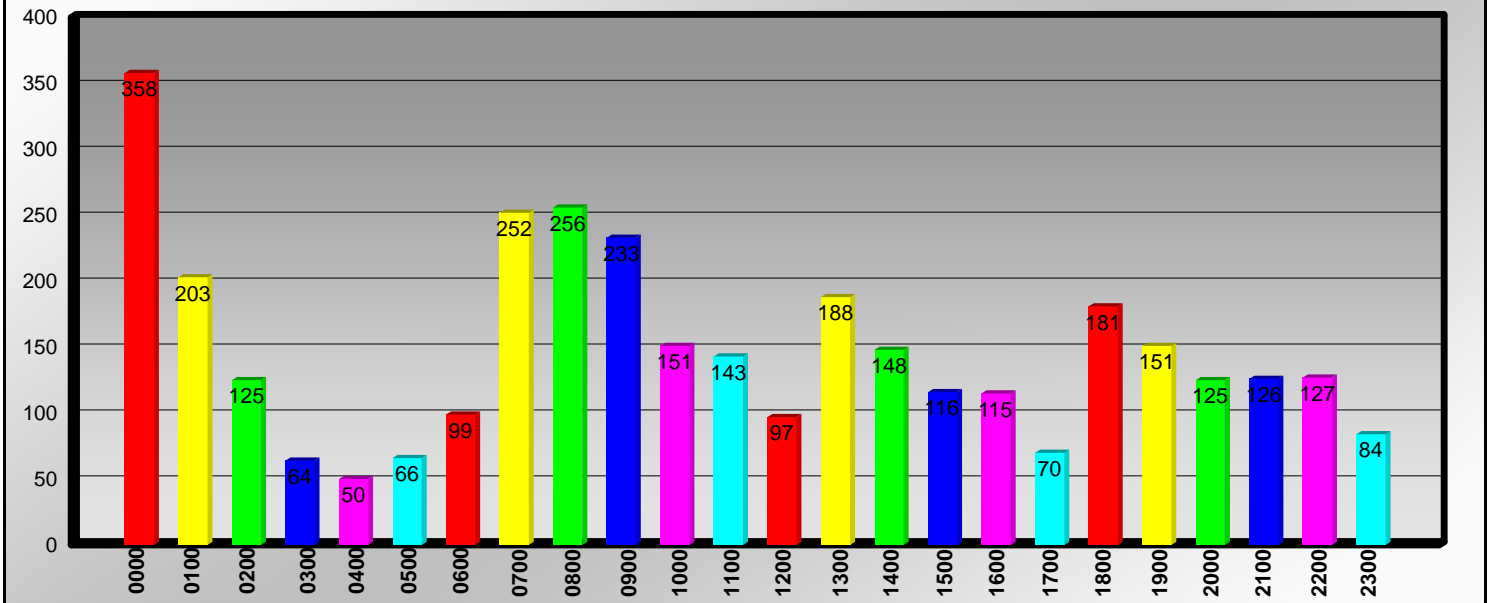


09/04/2018

## CAD Calls For Service By Day

SUN	439
MON	474
TUE	479
WED	570
THU	509
FRI	576
SAT	481

### Call for Service By Hour



09/04/2018

## CAD Calls For Service By Hour SQL

Hour: 0000      Number of Calls: 358

Hour: 0100      Number of Calls: 203

Hour: 0200      Number of Calls: 125

Hour: 0300      Number of Calls: 64

Hour: 0400      Number of Calls: 50

Hour: 0500      Number of Calls: 66

Hour: 0600      Number of Calls: 99

Hour: 0700      Number of Calls: 252

Hour: 0800      Number of Calls: 256

Hour: 0900      Number of Calls: 233

Hour: 1000      Number of Calls: 151

Hour: 1100      Number of Calls: 143

Hour: 1200      Number of Calls: 97

Hour: 1300      Number of Calls: 188

Hour: 1400      Number of Calls: 148

# CAD Calls For Service By Hour SQL

Hour: 1500      Number of Calls: 116

Hour: 1600      Number of Calls: 115

Hour: 1700      Number of Calls: 70

Hour: 1800      Number of Calls: 181

Hour: 1900      Number of Calls: 151

Hour: 2000      Number of Calls: 125

Hour: 2100      Number of Calls: 126

Hour: 2200      Number of Calls: 127

Hour: 2300      Number of Calls: 84

<b>ORPD Other Activity:</b>							
Type	Total	Days- Stang	Sgt.	Days- Ermeri	Sgt.	Nights- Sgt. Roy	Nights- Sgt. Pilon
<b><u>Traffic</u></b>							
Citations	48	15		18		0	15
Written Warnings	122	55		57		3	7
Parking Tickets	8	3		3		0	2
<b><u>Arrests:</u></b>							
S19 Felony	3	0		1		0	2
S18 Misdemeanor	8	1		1		0	6
<b><u>Telephone Calls Handled by Dispatch:</u></b>							
<b><u>August 2018</u></b>		<b><u>Year to Date</u></b>					
9-1-1	16	180					
Incoming/Non-Emergency	771	6534					
Outgoing/Non-Emergency	386	3463					
PBX All (Internal Town Hall)	231	2164					
<b>Total:</b>	<b>1404</b>	<b>12341</b>					
<b><u>Walk-Ins Handled by Dispatch:</u></b>							
All	210	1577					
After Business Hours	115	826					
Top 5 Services Provided:							
Visitors/Information-	79						
Keys-	62						
Vendors-	28						
Alarm-	19						
Crime-	12						



Unit	Veh Year	Patrol Vehicle Mileage			Engine Idle Hours	Engine Miles **	Total Wear Miles	Repairs/ Month	Repairs/ FYTD	Replace *
		Start	End	Total						
1701	2017	10809	12522	1713	106	3498	16020	0.00	71.20	FY2019/20
1702	2017	20723	23596	2873	2583	85239	108835	0.00	873.77	FY2019/20
1801	2018	6307	8382	2075	801	26433	34815	0.00	81.04	FY2020/21
1802	2018	191	261	70	n/a	n/a	n/a	0.00	0.00	FY2020/21
561	2014	42639	43814	1175	380	12540	56354	0.00	230.50	FY2017/18
562	2013	80676	80867	191	9868	325644	406511	0.00	359.85	FY2016/17
563	2016	37231	38315	1084	3067	101211	139526	0.00	1,778.63	FY2018/19
565	2016	45797	46934	1137	5518	182094	229028	0.00	849.22	FY2018/19
566	2016	52232	53747	1515	5499	181467	235214	0.00	1,101.52	FY2018/19
Polaris-ATV	2018	1263	1485	222	222	7326	8811	0.00	2,517.74	FY2020/21
Honda - ATV	2016	3248	3356	108	441	14553	17909	493.57	493.57	FY2019/20
			<b>Totals:</b>	<b>12163</b>				<b>\$493.57</b>	<b>\$8,357.04</b>	
<b>Unit</b>	<b>Driver</b>	<b>Driver</b>	<b>Driver</b>							
1701	513									
1702	509	540	552							
1801	502	560								
1802	(LSV) Low Speed Vehicle									
561	ADMIN - Unmarked SUV unit									
562	Spare Marked Unit									
563	553	558								
565	526	534	543							
566	530	559								
Rev 08/01/18										

\* **"Replace"**: Since 2010, each new vehicle purchased for Patrol use has come with an extended 5-year Warranty. As such, the "life" of these vehicles can be extended to 4 years; as any major repair would be covered.

\*\* **"Engine Miles"**: Per Automotive Industry Standards, idle time causes engine wear equivalent to being driven. Per Ford, that equivalent is 33 miles per hour; which is reflected in this report.



**Boynton Beach Fire Rescue**

**Copy of Incident List by Street Address**

**Alarm Date Between {08/01/2018} And {08/31/2018}  
and District In "6"**

<b>Incident-Exp#</b>	<b>Alm Date</b>	<b>Alm Time</b>	<b>Location</b>	<b>Incident Type</b>
18-008490-000	08/07/2018	00:05:01	N OCEAN BLVD 321	EMS call, excluding vehicle
18-008497-000	08/07/2018	05:18:57	N OCEAN BLVD /BOYNTON 321	EMS call, excluding vehicle
18-008549-000	08/08/2018	09:24:39	N OCEAN BLVD /BOYNTON 743	Smoke detector activation,
18-008688-000	08/11/2018	12:44:47	INLET CAY DR /BOYNTON 700	False alarm or false call,
18-008815-000	08/15/2018	09:09:57	N OCEAN BLVD /BOYNTON 321	EMS call, excluding vehicle
18-009156-000	08/24/2018	14:36:56	N OCEAN BLVD /BOYNTON 700	False alarm or false call,

**Total Incident Count        6**

**Boynton Beach Fire Rescue**

**OR Average Elapsed Time by District/Inc. Type**

**Alarm Date Between {08/01/2018} And {08/31/2018}  
and District In "6"**

**6**

<b>Incident</b>	<b>Alarm Date &amp; Time</b>	<b>Arrival Date &amp; Time</b>	<b>Stn</b>	<b>Shift</b>	<b>Elapsed Time</b>
	<b>Disp. Rcvd Date &amp; Time</b>	<b>Address</b>			
<b>321 EMS call, excluding vehicle accident with injury</b>					
18-008490	08/07/2018 00:05:01	08/07/2018 00:12:00	2	A	00:09:07
	08/07/2018 00:02:53	N OCEAN BLVD /39			
18-008497	08/07/2018 05:18:57	08/07/2018 05:19:35	1	A	00:01:56
	08/07/2018 05:17:39	N OCEAN BLVD 08/15/2018			
18-008815	08/15/2018 09:09:57	09:19:36	2	A	00:12:53
	08/15/2018 09:06:43	6415 N OCEAN BLVD			
<b>Average Elapsed Time for District/Incident Type</b>					<b>7.97</b>
<b>700 False alarm or false call, Other</b>					
18-008688	08/11/2018 12:44:47	08/11/2018 12:52:35	1	C	00:08:56
	08/11/2018 12:43:39	INLET CAY DR			
18-009156	08/24/2018 14:36:56	08/24/2018 14:44:18	1	A	00:09:12
	08/24/2018 14:35:06	N OCEAN BLVD			
<b>Average Elapsed Time for District/Incident Type</b>					<b>9.06</b>
<b>743 Smoke detector activation, no fire - unintentional</b>					
18-008549	08/08/2018 09:24:39	08/08/2018 09:29:30	4	C	00:06:48
	08/08/2018 09:22:42	N OCEAN BLVD			
<b>Average Elapsed Time for District/Incident Type</b>					<b>6.80</b>

**Overall Average Elapsed Time for District in Decimal Minutes 8.14**

**Total Incident Count: 6**

**Overall Average Elapsed Time, Decimal Minutes: 8.14**

# Boynton Beach Fire Rescue

## OR List Times by Unit

Alarm Date Between {08/01/2018} And {08/31/2018}  
and District In "6 "

Incident	Date	Response Code	Disp Notif Time	Unit Notif Time	Rollout Time	Arrival Time	Fire	EMS
<b>L101 Ladder at Station 1</b>								
18-008688	08/11/2018	2 Non-emergency	12:43:39	12:44:47	12:45:42	12:52:35		
18-009156	08/24/2018	2 Non-emergency	14:35:06	14:36:56	14:38:05	14:44:18	X	
<b>Subtotal Responses:</b>		<b>2</b>						
<b>L102 Ladder at Station 2</b>								
18-008815	08/15/2018	1 Emergency	09:06:43	09:09:57	09:11:22	09:19:36		X
<b>Subtotal Responses:</b>		<b>1</b>						
<b>L104 Ladder at Station 4</b>								
18-008549	08/08/2018	1 Emergency	09:22:42	09:24:39	09:25:18	09:29:30		
<b>Subtotal Responses:</b>		<b>1</b>						
<b>R101 Rescue at Station 1</b>								
18-008490	08/07/2018	1 Emergency	00:02:53	00:05:01	00:06:01	00:12:00		X
18-008497	08/07/2018	1 Emergency	05:17:39	05:18:57	05:19:35	05:19:35		X
<b>Subtotal Responses:</b>		<b>2</b>						